





SOUTHERNIMPLANTS®

Innovative Treatment Solutions

INVERTA® Implants
Product Catalogue





Southern Implants is a leading provider of unique and innovative dental implant products with a focus on top-end professional users who want more choices. Southern's expertise in research, development and manufacturing of dental implants allows us to provide Innovative Treatment Solutions that will reduce treatment times and improve patient outcomes.

Striving for excellence and meeting customer needs, has led to our wide product range characterized by Unique and Innovative products which include:

- Multiple interfaces, to suit customer preference.
- INVERTA[®] implant, featuring a body-shift design, engineered for primary stability and suitable for immediate loading.
- Co-Axis[®], sub-crestal angle correcting implant, available in angulations of 12°, 24° & 36° and various internal and external connections.
- MAX implant, specifically designed for immediate molar tooth replacement.
- The ZYGAN[®] and ZYGEX[®] implants for severely resorbed maxilla and craniofacial reconstruction.

Our product portfolio is in synchronized evolution with protocol improvements and technological advances.

My sincere thanks to all specialists, dentists and technicians who put their trust in our company.


Graham Blackbeard
Managing Director, Southern Implants

DEEP CONICAL - INVERTA®

● STRAIGHT & CO-AXIS®	
Ø3.5mm - Ø4.5mm Implants	Page 06
Ø4.0mm - Ø5.0mm Implants	Page 06
Surgical Information.....	Page 06
Prosthetics Information.....	Page 07
Site Preparation.....	Page 08
● STRAIGHT	
Ø5.0mm - Ø6.0mm Implants	Page 10
Surgical Information.....	Page 10
Prosthetics Information.....	Page 11
Site Preparation.....	Page 12

EXTERNAL HEX - INVERTA®

● STRAIGHT & CO-AXIS®	
Ø3.5mm - Ø4.5mm Implants	Page 14
Ø4.0mm - Ø5.0mm Implants	Page 14
Surgical Information.....	Page 14
Prosthetics Information.....	Page 15
Site Preparation.....	Page 16
● STRAIGHT & CO-AXIS®	
Ø5.2mm - Ø6.0mm Implants	Page 18
Surgical Information.....	Page 18
Prosthetics Information.....	Page 19
Site Preparation.....	Page 20
Torque Table for Southern Screws.....	Page 21
Instrument Tray	
HV-EG.....	Page 22
Implant Dimensions and Information Deep Conical Inverta.....	Page 24
Implant Dimensions and Information External Hex Inverta.....	Page 25
Drill Information.....	Page 26
Explanation of Symbols.....	Page 27

For more information scan the below



or visit

SOUTHERNIMPLANTS.COM

NOTE:

- Images are for illustration purposes only and do not necessarily accurately represent the product.
- All dimensions in this catalogue are in mm, unless otherwise specified.
- Not all products are cleared for sale in all countries.

DEEP CONICAL INVERTA®

Straight

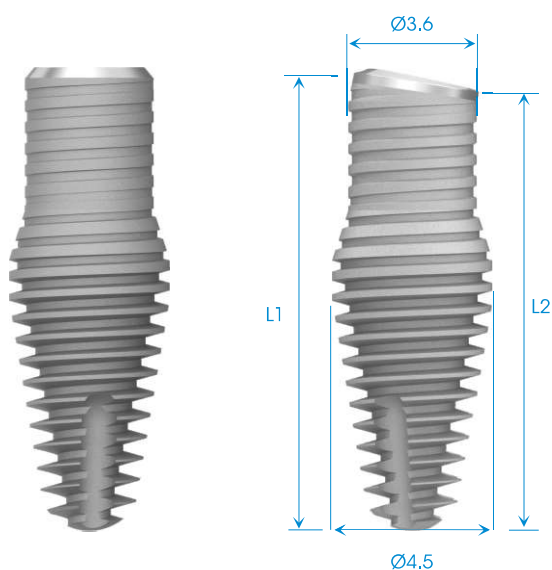
Ø3.5mm-Ø4.5mm

Ø4.0mm-Ø5.0mm

Co-Axis®

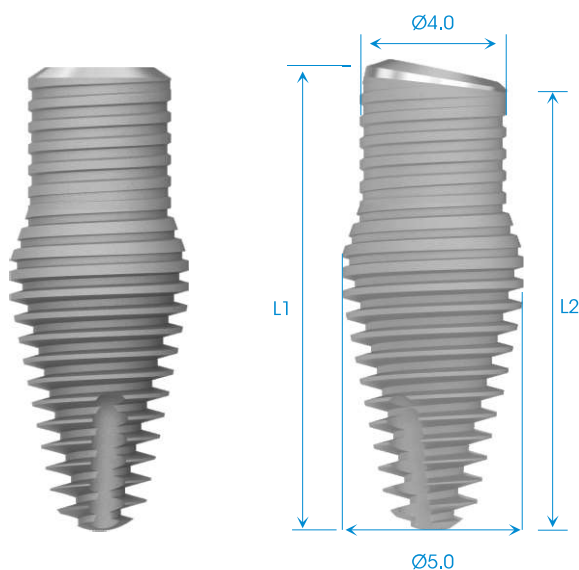
Ø3.5mm-Ø4.5mm

Ø4.0mm-Ø5.0mm



IV-DC35-45xx

IV-DC3512D-45xx



IV-DC40-50xx

IV-DC4012D-50xx

(where xx is implant length)

Implants are available in lengths of:

NOTE: Implant dimensions and information - page 24.

ITEM CODE	IMPLANT LENGTHS (in mm) L1
IV-DC35-4508	8.0
IV-DC35-4510	10.0
IV-DC35-4511	11.5
IV-DC35-4513	13.0
IV-DC35-4515	15.0

ITEM CODE	IMPLANT LENGTHS (in mm) L1
IV-DC40-5008	8.0
IV-DC40-5010	10.0
IV-DC40-5011	11.5
IV-DC40-5013	13.0
IV-DC40-5015	15.0

Co-Axis® Implants are pre-mounted and available in lengths of:

ITEM CODE	IMPLANT LENGTHS (in mm)	
	L1	L2
IV-DC3512D-4511	11.5	10.86
IV-DC3512D-4513	13.0	12.36
IV-DC3512D-4515	15.0	14.36

ITEM CODE	IMPLANT LENGTHS (in mm)	
	L1	L2
IV-DC4012D-5011	11.5	10.86
IV-DC4012D-5013	13.0	12.36
IV-DC4012D-5015	15.0	14.36

Surgical Components

Cover Screw

Healing Abutments

CS-DC4



HA-DC4-N2

Ø4.0



HA-DC4

Ø4.5



4/6 lengths

HA-DC4-W

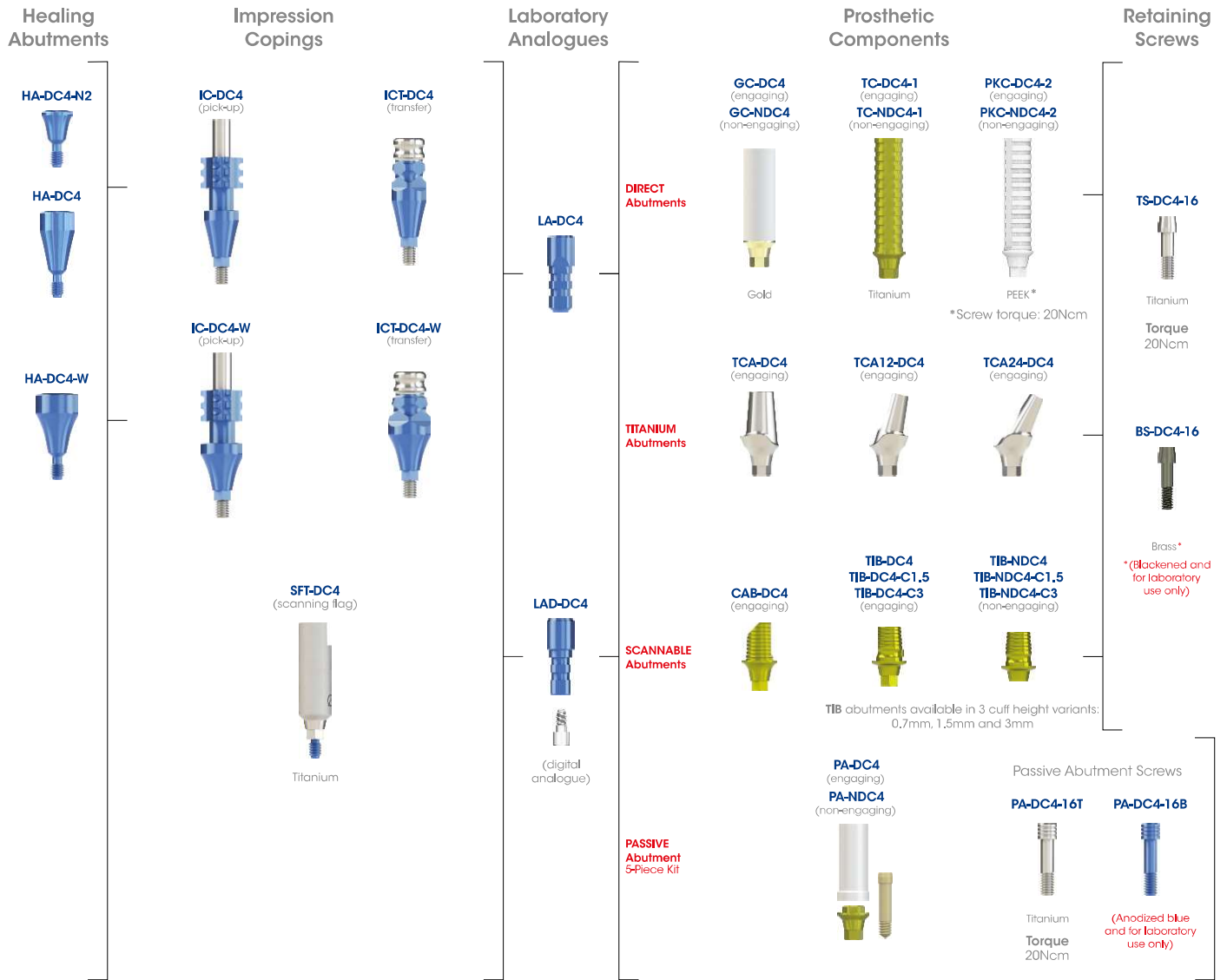
Ø5.5



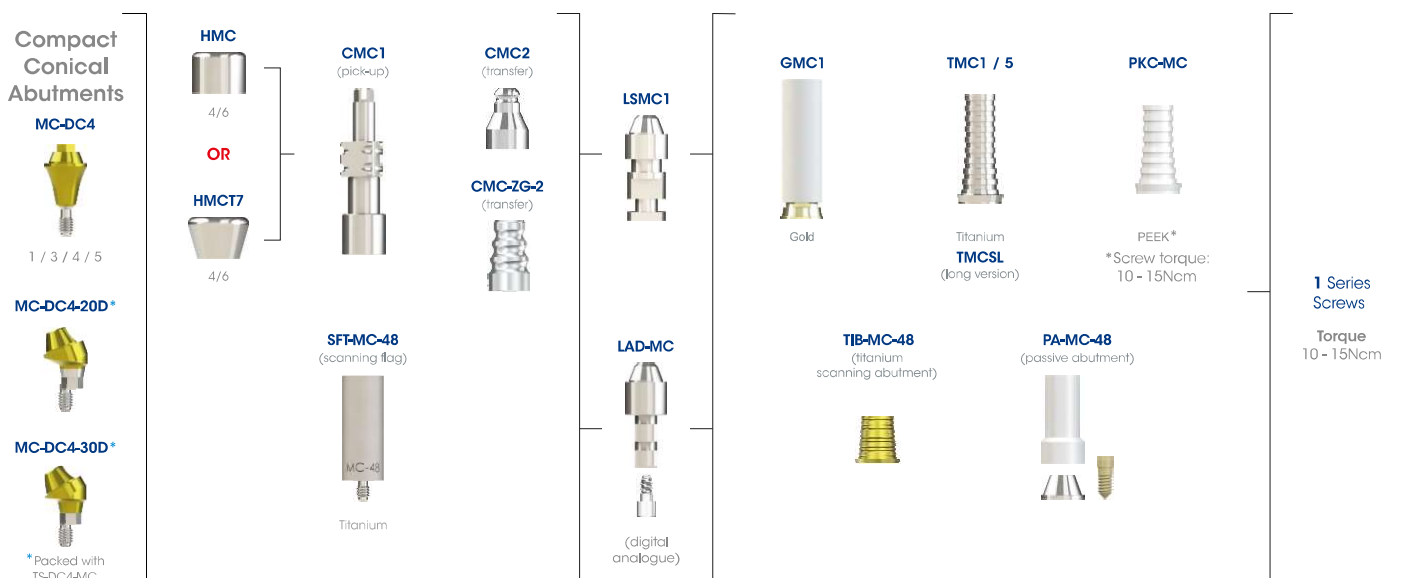
2/4/6 lengths

NOTE: Torque to 10Ncm ONLY.

DIRECT



INDIRECT

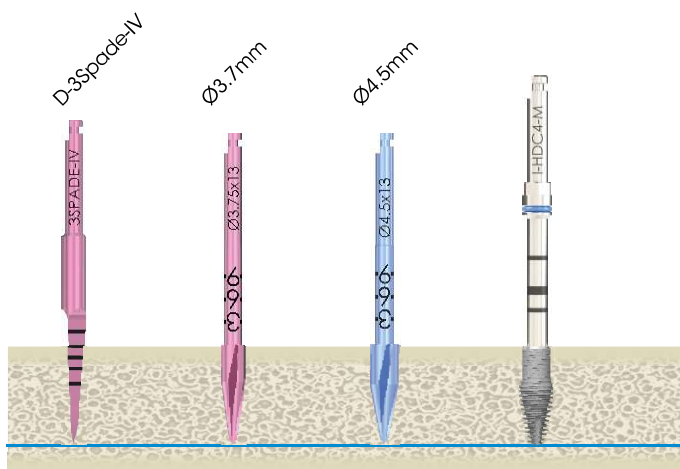


NOTE: Refer to CAT-1189 for Equator Overdenture Abutments.

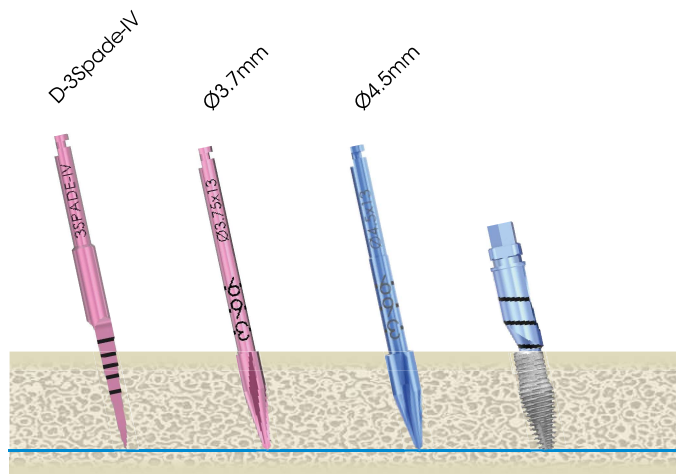
Site Preparation Sequence

(Illustrations are for 13mm implants)

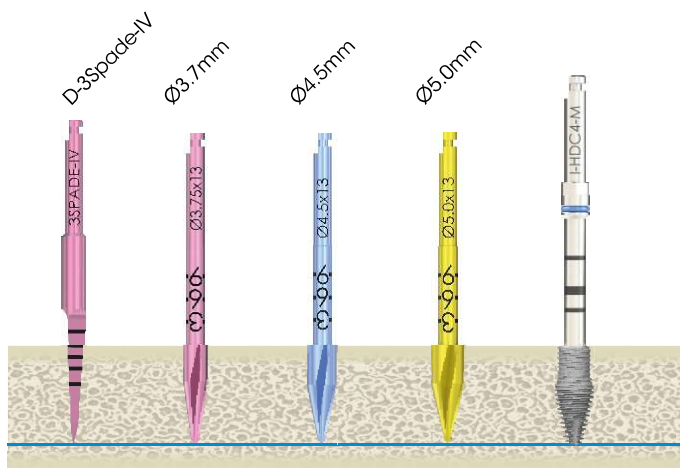
Ø3.5mm-Ø4.5mm Tapered (IV-DC35-45xx)



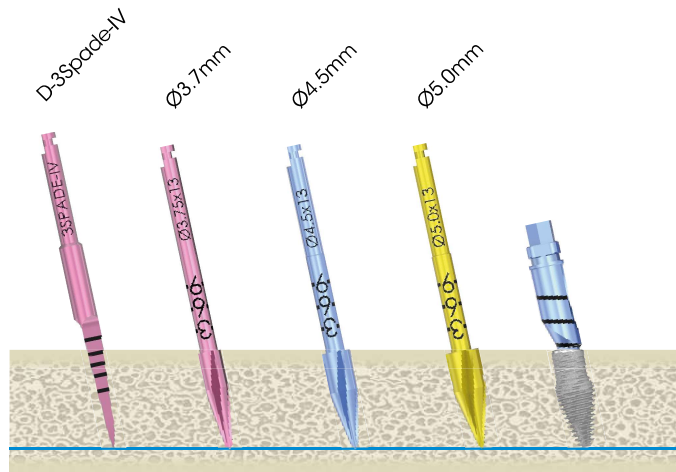
Ø3.5mm-Ø4.5mm Tapered Co-Axis® (IV-DC3512d-45xx)



Ø4.0mm-Ø5.0mm Tapered (IV-DC40-50xx)



Ø4.0mm-Ø5.0mm Tapered Co-Axis® (IV-DC4012d-50xx)




NOTE: Site preparation sequence recommended by Southern Implants does not replace the judgement and experience of the surgeon.

DEEP CONICAL INVERTA®

Straight

Ø5.0mm-Ø6.0mm



IV-DC50-60xx

(where xx is implant length)

Implants are available in lengths of:

NOTE: Implant dimensions and information - page 24.

ITEM CODE	IMPLANT LENGTHS (in mm) L1
IV-DC50-6010	10.0
IV-DC50-6011	11.5
IV-DC50-6013	13.0
IV-DC50-6015	15.0

Surgical Components

Cover Screw

Healing Abutments

CS-DC5



HA-DC5

Ø5.5



2/4/6
lengths

HA-DC5-W

Ø6.5



2/4/6
lengths

NOTE: Torque to 10Ncm ONLY.

DIRECT

Healing Abutments



Impression Copings



Laboratory Analogues



Prosthetic Components

GC-DC5 (engaging)
GC-NDC5 (non-engaging)



Gold

TC-DC5-1 (engaging)
TC-NDC5-1 (non-engaging)



Titanium

PKC-DC5-2 (engaging)
PKC-NDC5-2 (non-engaging)



PEEK*

*Screw torque: 20Ncm

TCA-DC5 (engaging)



TCA12-DC5 (engaging)



TCA24-DC5 (engaging)



CAB-DC5 (engaging)



TIB-DC5
TIB-DC5-C1.5
TIB-DC5-C3 (engaging)



TIB-NDC5
TIB-NDC5-C1.5
TIB-NDC5-C3 (non-engaging)



TIB abutments available in 3 cuff height variants: 0.75mm, 1.5mm and 3mm

PA-DC5 (engaging)
PA-NDC5 (non-engaging)



Passive Abutment Screws

PA-DC5-20T



Titanium
Torque
20Ncm

PA-DC5-20B



(Anodized purple and for laboratory use only)

TS-DC5-20



Titanium
Torque
25-32Ncm

BS-DC5-20



Brass*
*(Blackened and for laboratory use only)

DIRECT Abutments

TITANIUM Abutments

SCANNABLE Abutments

PASSIVE Abutments 5-Piece Kit

NOTE: Refer to CAT-1189 for Equator Overdenture Abutments.

INDIRECT

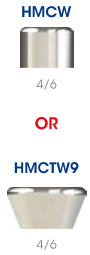
Compact Conical Abutment



OR



Healing Caps



Impression Copings



Laboratory Analogues



Prosthetic Components



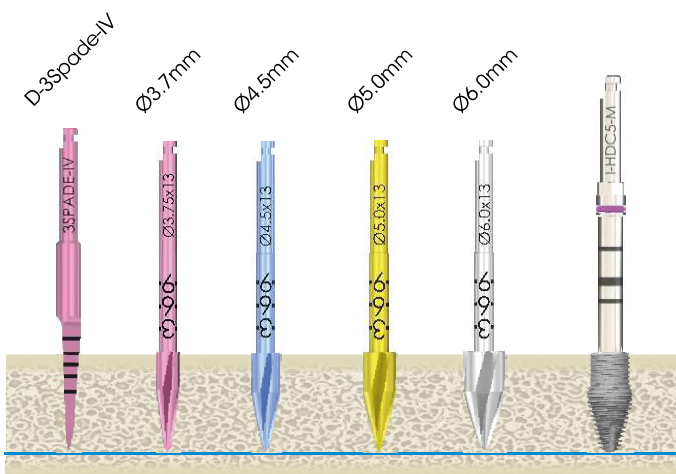
Retaining Screws

1 Series Screws
Torque 10 - 15Ncm

Site Preparation Sequence

Ø5.0mm-Ø6.0mm Tapered (IV-DC50-60)

(illustrations are for 13mm implants)



NOTE: Site preparation sequence recommended by Southern Implants does not replace the judgement and experience of the surgeon.

EXTERNAL HEX INVERTA®

Straight

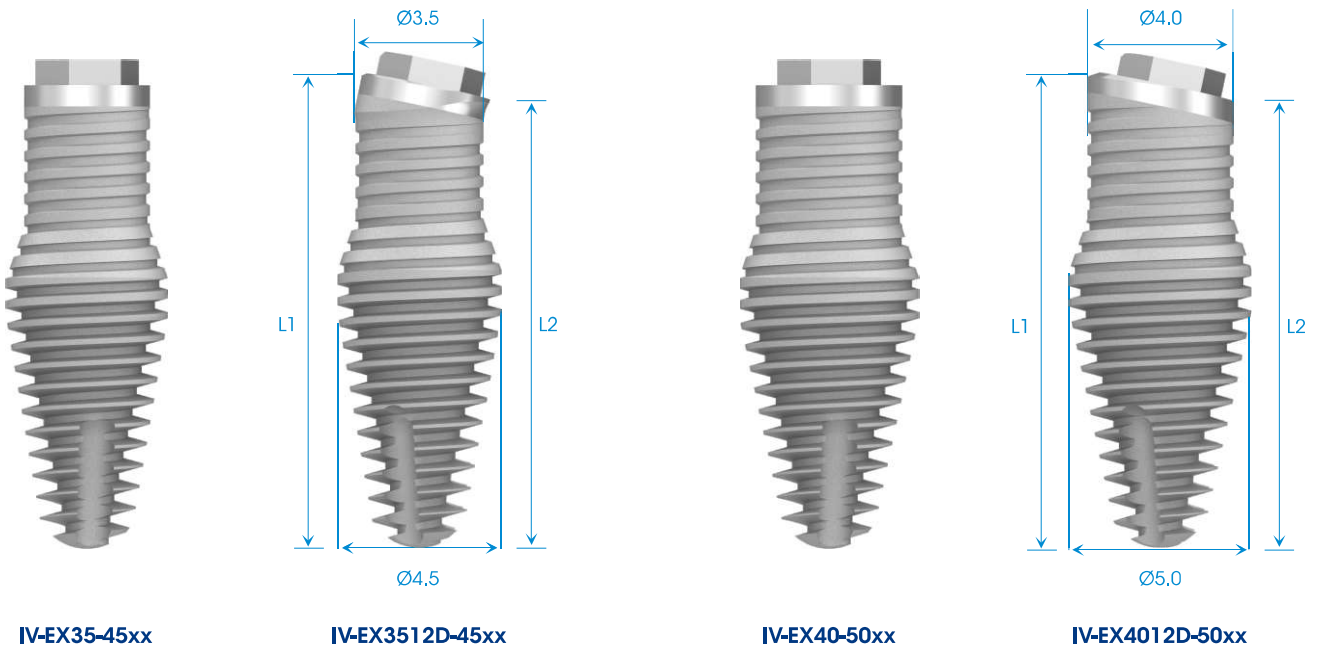
Ø3.5mm-Ø4.5mm

Ø4.0mm-Ø5.0mm

Co-Axis®

Ø3.5mm-Ø4.5mm

Ø4.0mm-Ø5.0mm



(where xx is implant length)

Implants are pre-mounted and available in lengths of:

NOTE: Implant dimensions and information - page 25.

ITEM CODE	IMPLANT LENGTHS (in mm) L1
IV-EX35-4510	10.0
IV-EX35-4511	11.5
IV-EX35-4513	13.0
IV-EX35-4515	15.0

ITEM CODE	IMPLANT LENGTHS (in mm) L1
IV-EX40-5010	10.0
IV-EX40-5011	11.5
IV-EX40-5013	13.0
IV-EX40-5015	15.0

Implants are pre-mounted and available in lengths of:

ITEM CODE	IMPLANT LENGTHS (in mm)	
	L1	L2
IV-EX3512D-4511	11.5	10.78
IV-EX3512D-4513	13.0	12.28
IV-EX3512D-4515	15.0	14.28

ITEM CODE	IMPLANT LENGTHS (in mm)	
	L1	L2
IV-EX4012D-5011	11.5	10.72
IV-EX4012D-5013	13.0	12.22
IV-EX4012D-5015	15.0	14.22

Surgical Components

Cover Screw

SCNU2



Healing Abutments

TBN

Ø3.6



2/3/4/6/8
lengths

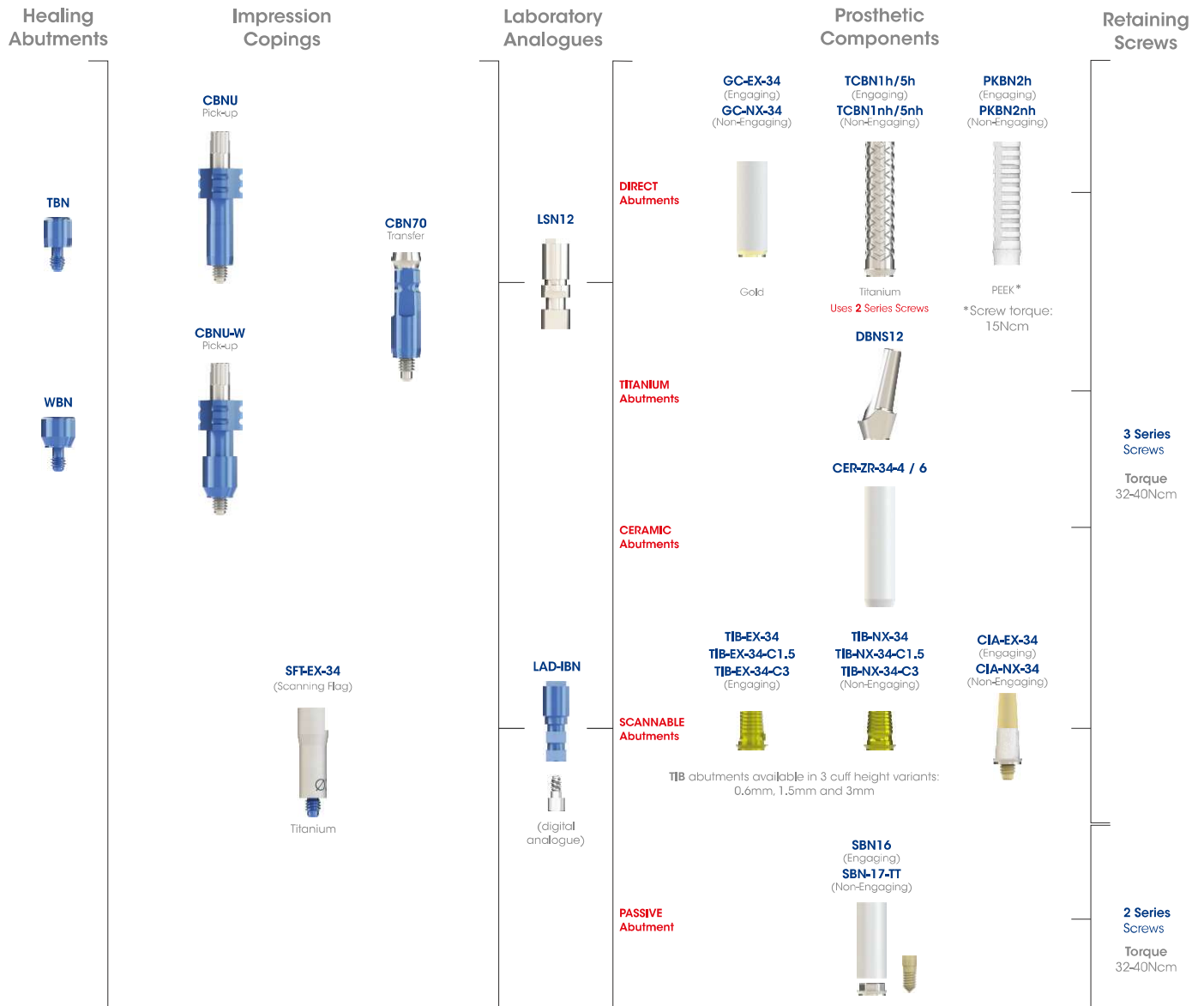
WBN

Ø4.5

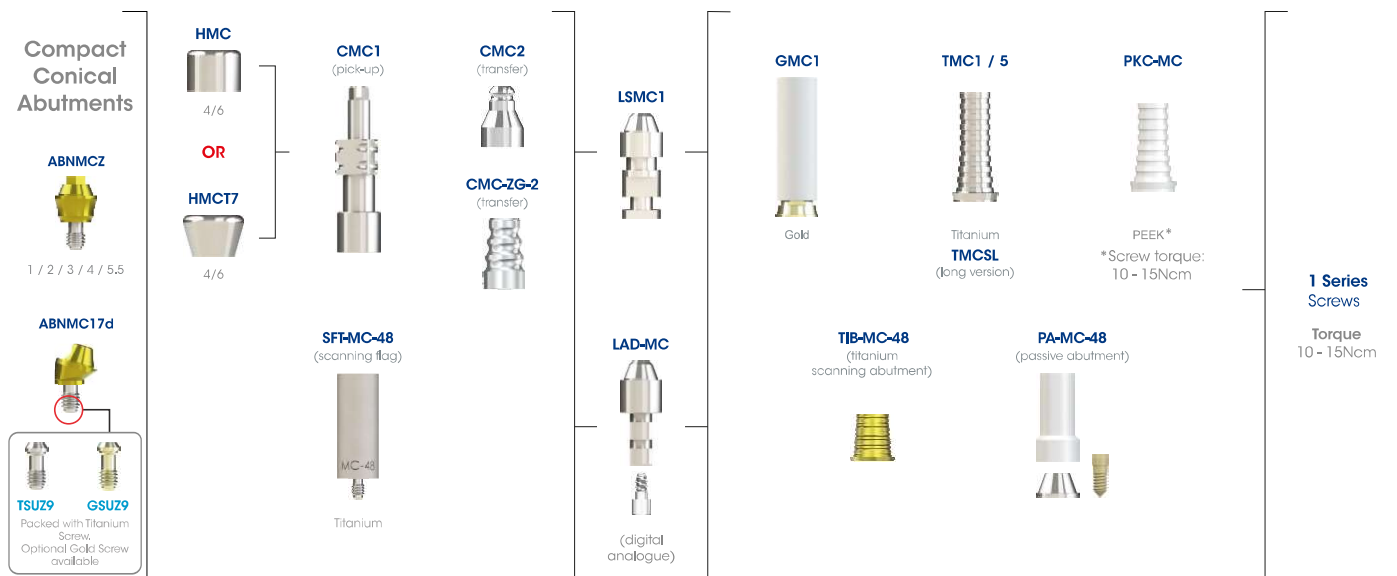


2/3/4/6
lengths

DIRECT



INDIRECT

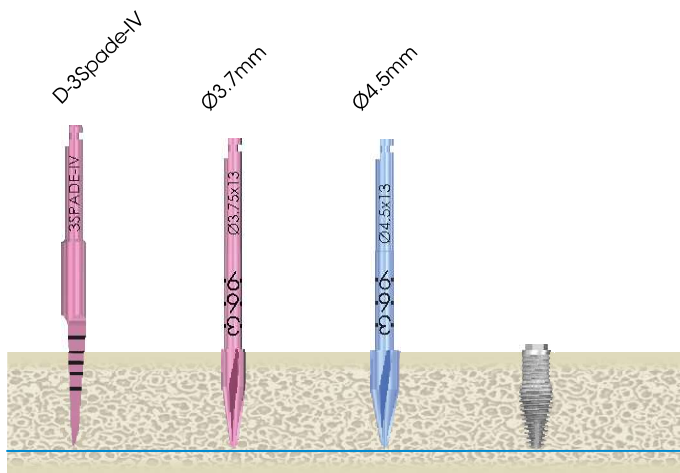


NOTE: Refer to CAT-1189 for Equator Overdenture Abutments.

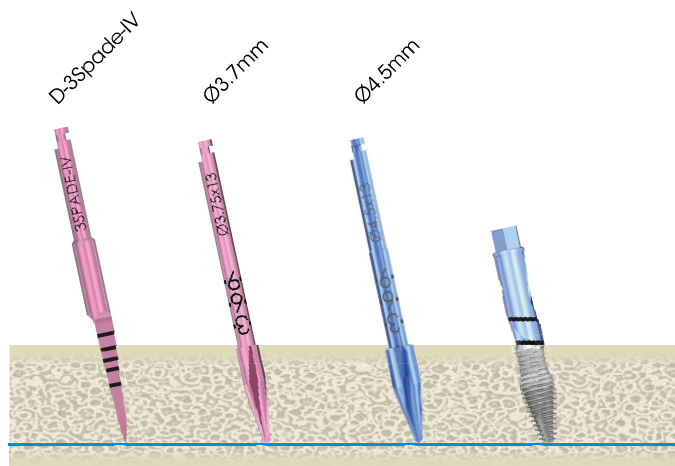
Site Preparation Sequence

(Illustrations are for 13mm implants)

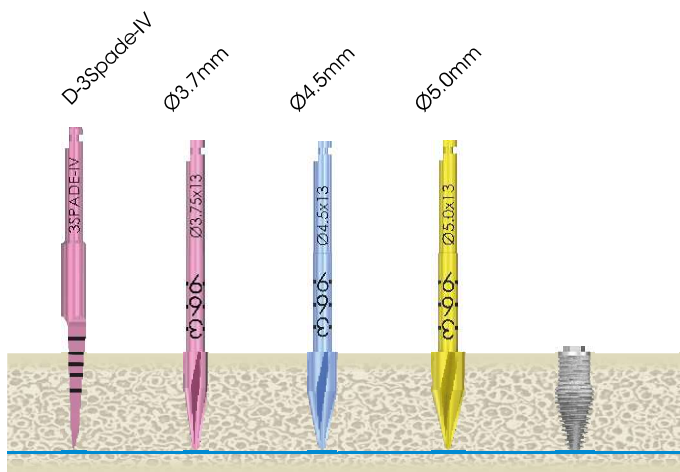
Ø3.5mm-Ø4.5mm Tapered (IV-EX35-45xx)



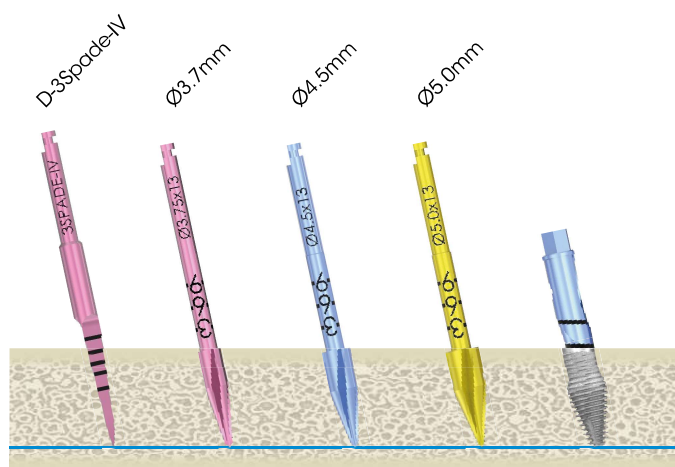
Ø3.5mm-Ø4.5mm Tapered Co-Axis® (IV-EX3512d-45xx)



Ø4.0mm-Ø5.0mm Tapered (IV-EX40-50xx)



Ø4.0mm-Ø5.0mm Tapered Co-Axis® (IV-EX4012d-50xx)



NOTE: Site preparation sequence recommended by Southern Implants does not replace the judgement and experience of the surgeon.

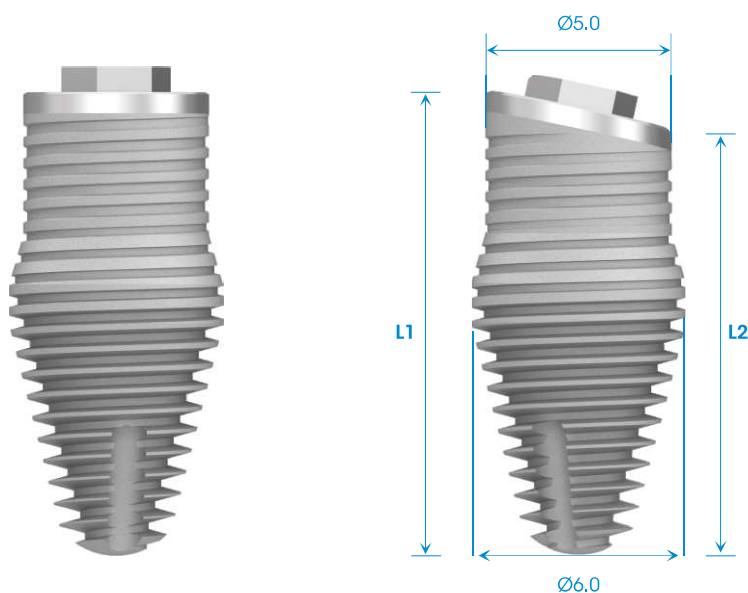
EXTERNAL HEX INVERTA®

Straight

Ø5.2mm-Ø6.0mm

Co-Axis®

Ø5.2mm-Ø6.0mm



IV-EX52-60xx

IV-EX5212D-60xx

(where xx is implant length)

Implants are available in lengths of:

NOTE: Implant dimensions and information - page 25.

ITEM CODE	IMPLANT LENGTHS (in mm) L1
IV-EX52-6010	10
IV-EX52-6011	11.5
IV-EX52-6013	13.0
IV-EX52-6015	15.0

Implants are pre-mounted and available in lengths of:

ITEM CODE	IMPLANT LENGTHS (in mm)	
	L1	L2
IV-EX5212D-6011	11.5	10.78
IV-EX5212D-6013	13.0	12.28
IV-EX5212D-6015	15.0	14.28

Surgical Components

Cover Screw

SCAU5



Healing Abutments

TBA

Ø5.5



2/3/4/6/8
lengths

XBA

Ø6.5



2/3/4/6/8
lengths

WBA

Ø7.5



2/3/4/6/8
lengths

Healing Abutments (two-part)

TV5BA

Ø5.0



4/6
lengths

T5BA

Ø5.5



3/4/6
lengths

T6BA

Ø6.5



3/4/6/12
lengths

T7BA

Ø7.5



3/4/6/12
lengths

DIRECT

Healing Abutments



Impression Copings



Laboratory Analogues



Prosthetic Components

GC-EX-50 (engaging)
GC-NX-50 (non-engaging)



Gold

TCBA1h/5h (engaging)
TCBA1nh/5nh (non-engaging)



Titanium
Uses 2 Series Screws

PKBA2h (engaging)
PKBA2nh (non-engaging)



PEEK*
*Screw torque: 20Ncm



2 / 3.5 / 5



CER-ZR-56/57/58/59



TIB-EX-50
TIB-EX-50-C1.5
TIB-EX-50-C3 (engaging)



TIB-NX-50
TIB-NX-50-C1.5
TIB-NX-50-C3 (non-engaging)



CIA-EX-50 (engaging)
CIA-NX-50 (non-engaging)



TIB abutments available in 3 cuff height variants: 0.6mm, 1.5mm and 3mm

SBA16 (engaging)
SBA-17-TT (non-engaging)



DIRECT Abutments

TITANIUM Abutments

CERAMIC Abutments

SCANNABLE Abutments

PASSIVE Abutments

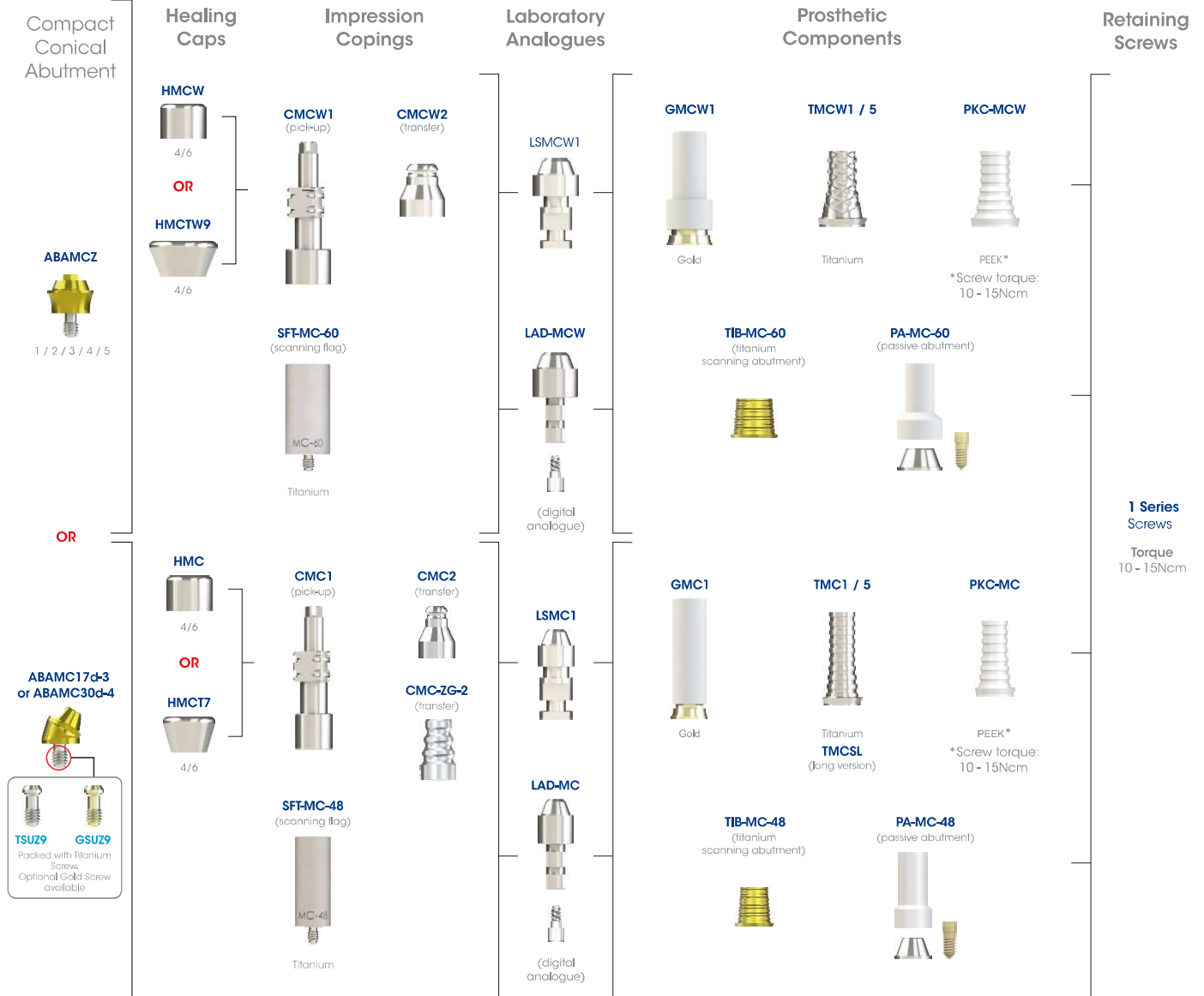
Retaining Screws

3 Series Screws
Torque 32-40Ncm

2 Series Screws
Torque 32-40Ncm

NOTE: Refer to CAT-1189 for Equator Overdenture Abutments.

INDIRECT

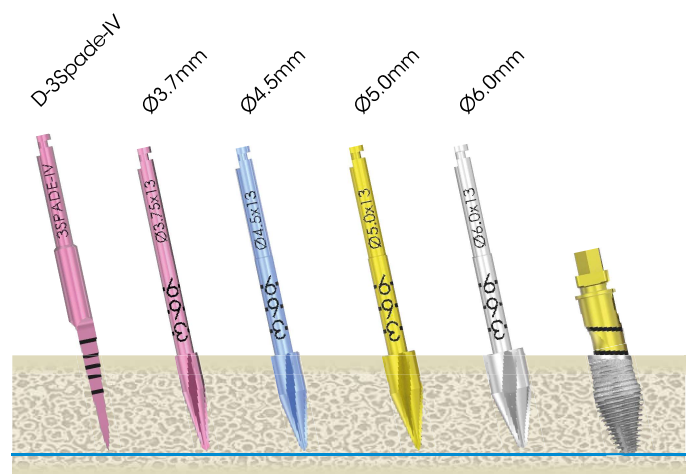
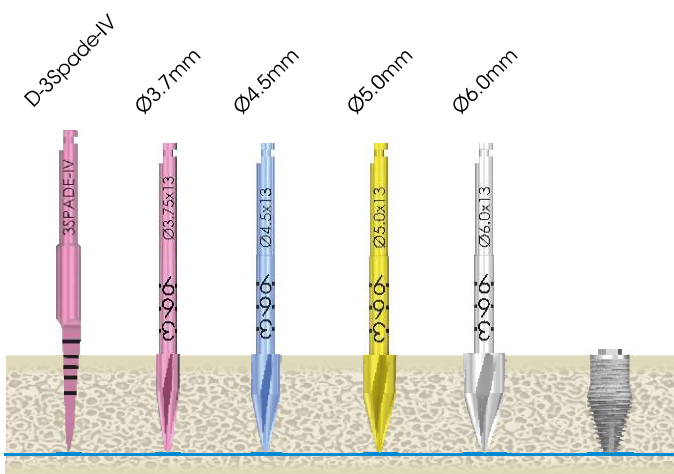


Site Preparation Sequence

(illustrations are for 13mm implants)

Ø5.2mm-Ø6.0mm Tapered (IV-EX52-60xx)


Ø5.2mm-Ø6.0mm Tapered (IV-EX52-60xx)



NOTE: Site preparation sequence recommended by Southern Implants does not replace the judgement and experience of the surgeon.



TORQUE TABLE FOR SOUTHERN SCREWS

EXTERNAL HEX


2 SERIES Z Screws 1.22 Hex (M2)  TORQUE: 32-40Ncm Head Diameter: 2.70mm TSHZ2	Laboratory Screw  BSH2*	3 SERIES Z Screws 1.22 Hex (M2)  TORQUE: 32-40Ncm Head Diameter: 2.40mm TSHZ3	Laboratory Screw  BSH3*
--	--	--	--

Screw TORQUE with PEEK Prosthetics for External Hex:
 < Ø4,0mm implant interfaces torque to 15Ncm
 ≥ Ø4,0mm implant interfaces torque to 20Ncm

DC (DEEP CONICAL)





1.22 Hex  DC4 TORQUE: 20Ncm Head Diameter: 2.35mm TS-DC4-16	 M2 DC5 TORQUE: 25-32Ncm Head Diameter: 2.35mm TS-DC5-20	Laboratory Screws  M1.6 BS-DC4-16*	 M2 BS-DC5-20*
--	---	---	---

1.22 Hex Passive Abutment Screws

 M1.6 TORQUE: 20Ncm Head Diameter: 2.40mm PA-DC4-16T	 M2 DC5 TORQUE: 25-32Ncm Head Diameter: 2.80mm PA-DC5-20T	Laboratory Screws  M1.6 PA-DC4-16B <i>(anodized blue)</i>	 M2 PA-DC5-20B <i>(anodized purple)</i>
--	---	--	--

NOTE: Screw TORQUE with PEEK Prosthetics: DC4/DC5 interface 20Ncm.

ANGLED COMPACT CONICAL ABUTMENT SCREWS

DC (Deep Conical) 1.22 Hex  TORQUE: 20Ncm Head Diameter: 2.0mm TS-DC4-MC	External Hex Series 9Z Screws (M2) Unigrip  TSUZ9	 GSUZ9 TORQUE: 20Ncm Head Diameter: 2.50mm	Digital Laboratory Analogue Screw Supplied with all digital analogues 1.22 Hex  LAD-S TORQUE: Finger tighten with 1.22/1.27 Universal hex driver.
---	--	---	--

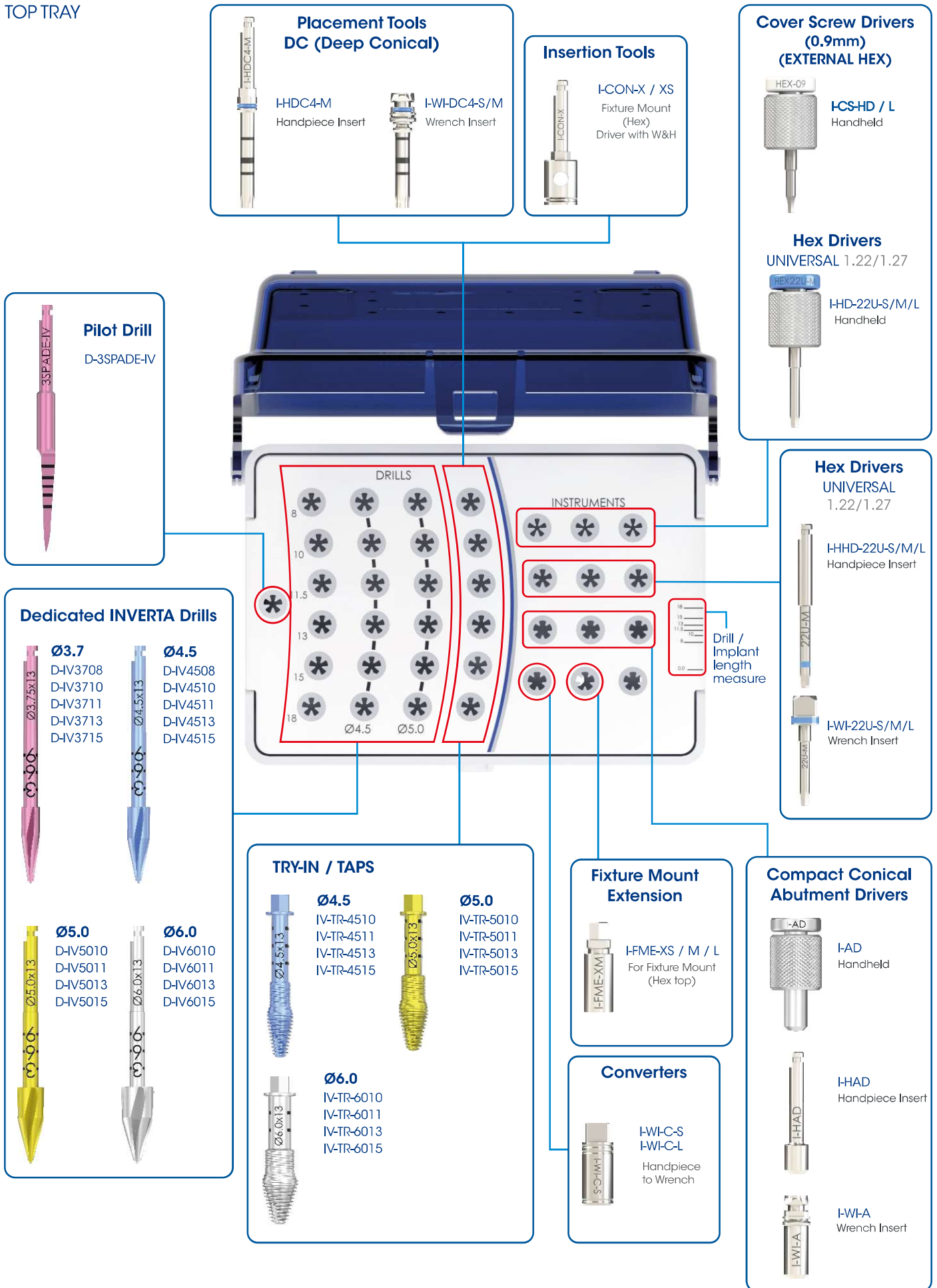
1 SERIES SCREW OPTIONS

Unigrip  TSU1 GSU1	1.22 Hex  TSH1 GSH1	Laboratory Screw 1.22 Hex  BSH1*	Hex 	Unigrip 
---	--	---	---	---

NOTE:

- Due to design revisions screw tips may be flat or rounded.
- Always ensure that the correct screw is used for the relevant implant and component.
- Refer to CAT-8068 for alternative slotted 1 Series screws.
- * Blackened and for laboratory use only.
- Universal drivers are compatible with both 1.22 and 1.27 Hex screws:
 - I-HD22U-S/M/L
 - I-HHD-22U-S/M/L
 - I-WI-22U-S-/M/L

TOP TRAY



Placement Tools DC (Deep Conical)

I-HDC4-M
Handpiece Insert

I-WI-DC4-S/M
Wrench Insert

Insertion Tools

I-CON-X / XS
Fixture Mount (Hex)
Driver with W&H

Cover Screw Drivers (0.9mm) (EXTERNAL HEX)

HEX-09
I-CS-HD / L
Handheld

Hex Drivers UNIVERSAL 1.22/1.27

HEX22U
I-HD-22U-S/M/L
Handheld

Pilot Drill

D-3SPADE-IV

Hex Drivers UNIVERSAL 1.22/1.27

I-HHD-22U-S/M/L
Handpiece Insert

I-WI-22U-S/M/L
Wrench Insert

Dedicated INVERTA Drills

Ø3.7
D-IV3708
D-IV3710
D-IV3711
D-IV3713
D-IV3715

Ø4.5
D-IV4508
D-IV4510
D-IV4511
D-IV4513
D-IV4515

Ø5.0
D-IV5010
D-IV5011
D-IV5013
D-IV5015

Ø6.0
D-IV6010
D-IV6011
D-IV6013
D-IV6015

TRY-IN / TAPS

Ø4.5
IV-TR-4510
IV-TR-4511
IV-TR-4513
IV-TR-4515

Ø5.0
IV-TR-5010
IV-TR-5011
IV-TR-5013
IV-TR-5015

Ø6.0
IV-TR-6010
IV-TR-6011
IV-TR-6013
IV-TR-6015

Fixture Mount Extension

I-FME-XS / M / L
For Fixture Mount (Hex top)

Compact Conical Abutment Drivers

I-AD
Handheld

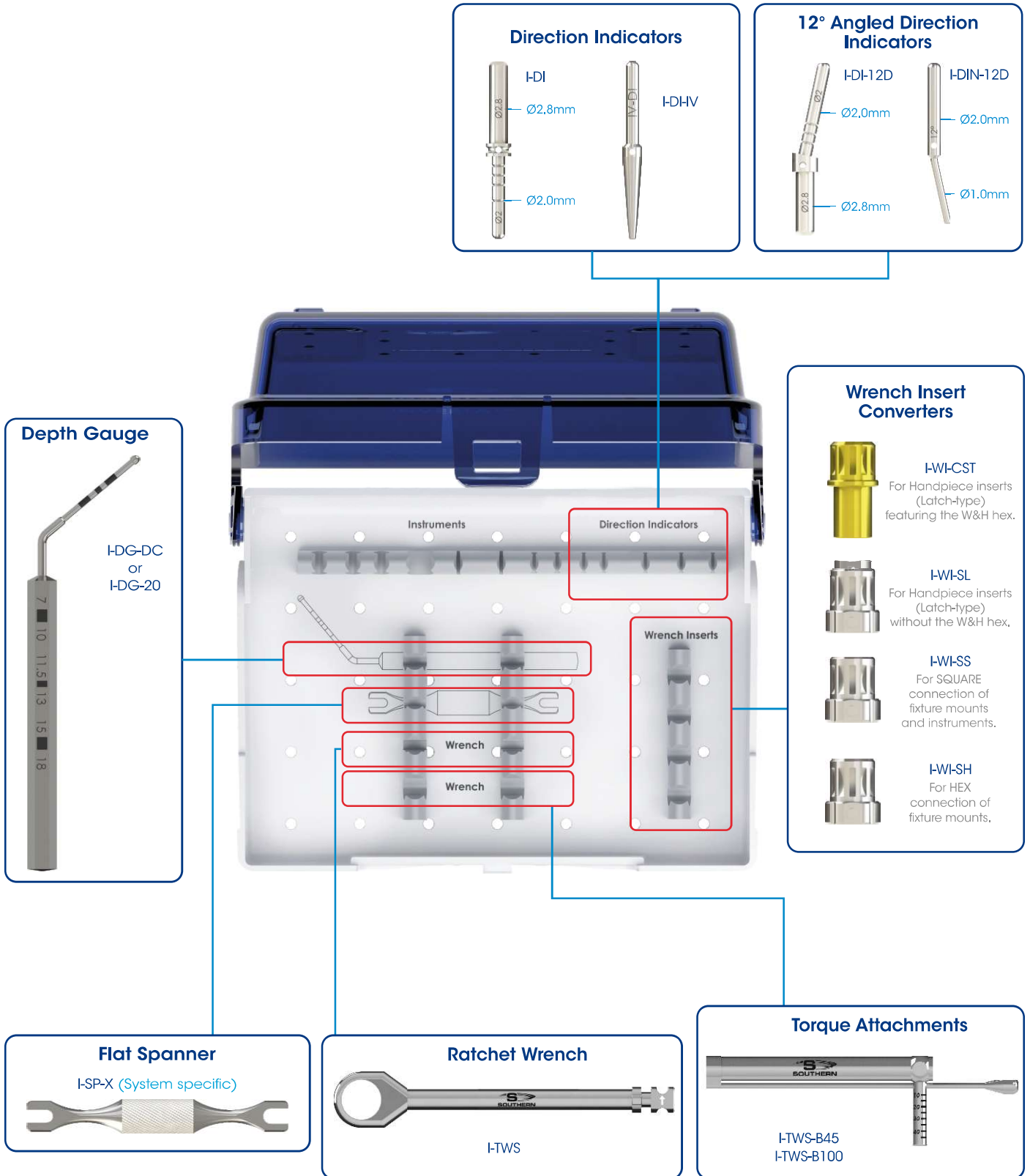
I-HAD
Handpiece Insert

I-WI-A
Wrench Insert

Converters

I-WI-C-S
I-WI-C-L
Handpiece to Wrench

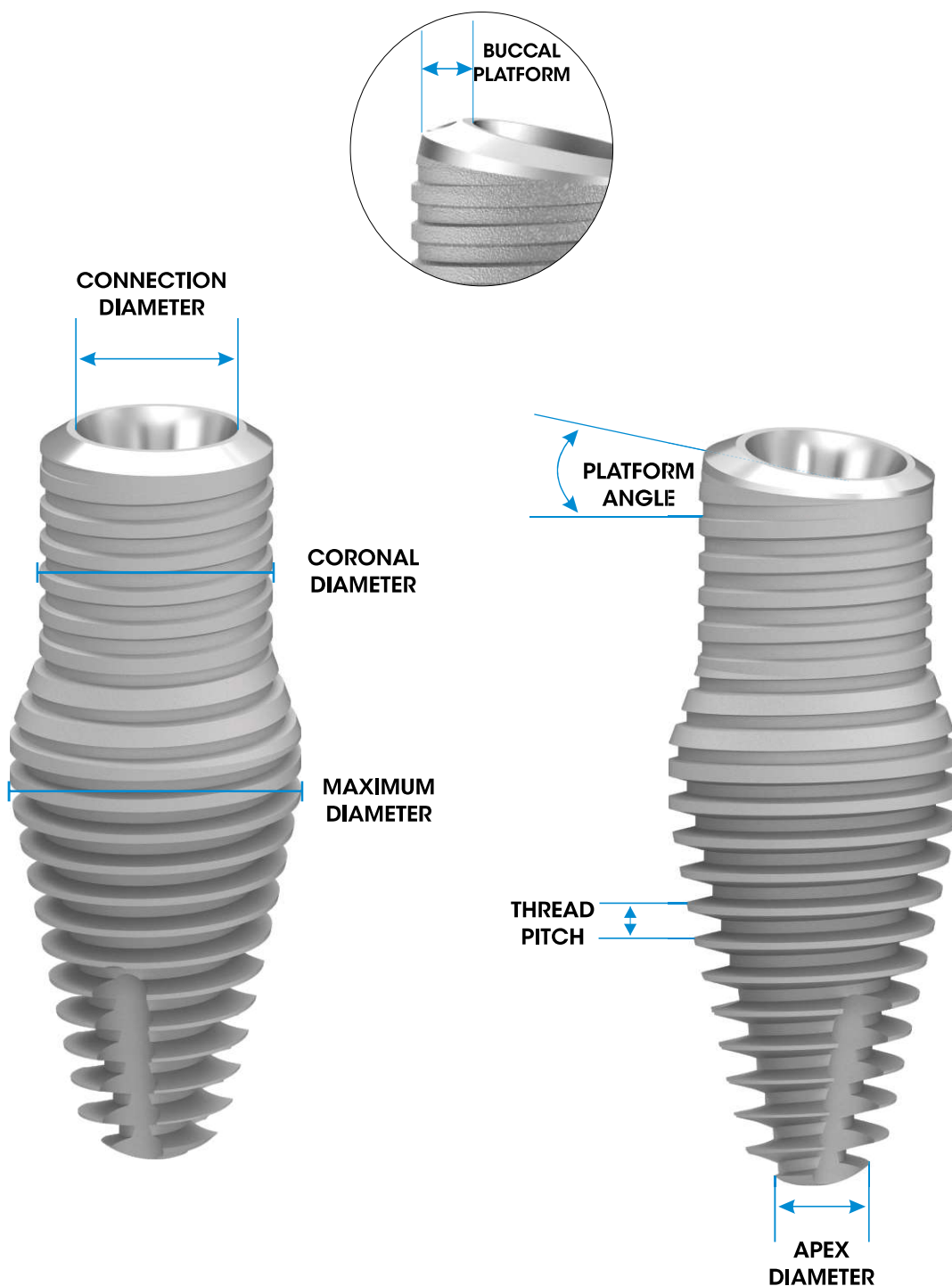
BOTTOM TRAY



NOTE:

- The surgical kit has an intuitive layout to guide the surgeon through the drill sequence.
- Most instruments are available in various lengths.
- All instruments and tooling used during the procedure must be maintained in good condition, cleaned and sterilized prior to use. Please consult the Instructions for Use: Southern Implants instrument tray and reusable instruments (CAT-8003 and CAT-8070) for guidance concerning the maintenance of instruments and surgical trays. Please consult the corresponding drill Instructions for Use regarding care and maintenance of drills.
- Refer to CAT-8021 for more information on bone mills and polishing protector caps (External Hex), and CAT-8035 for DC bone mills.

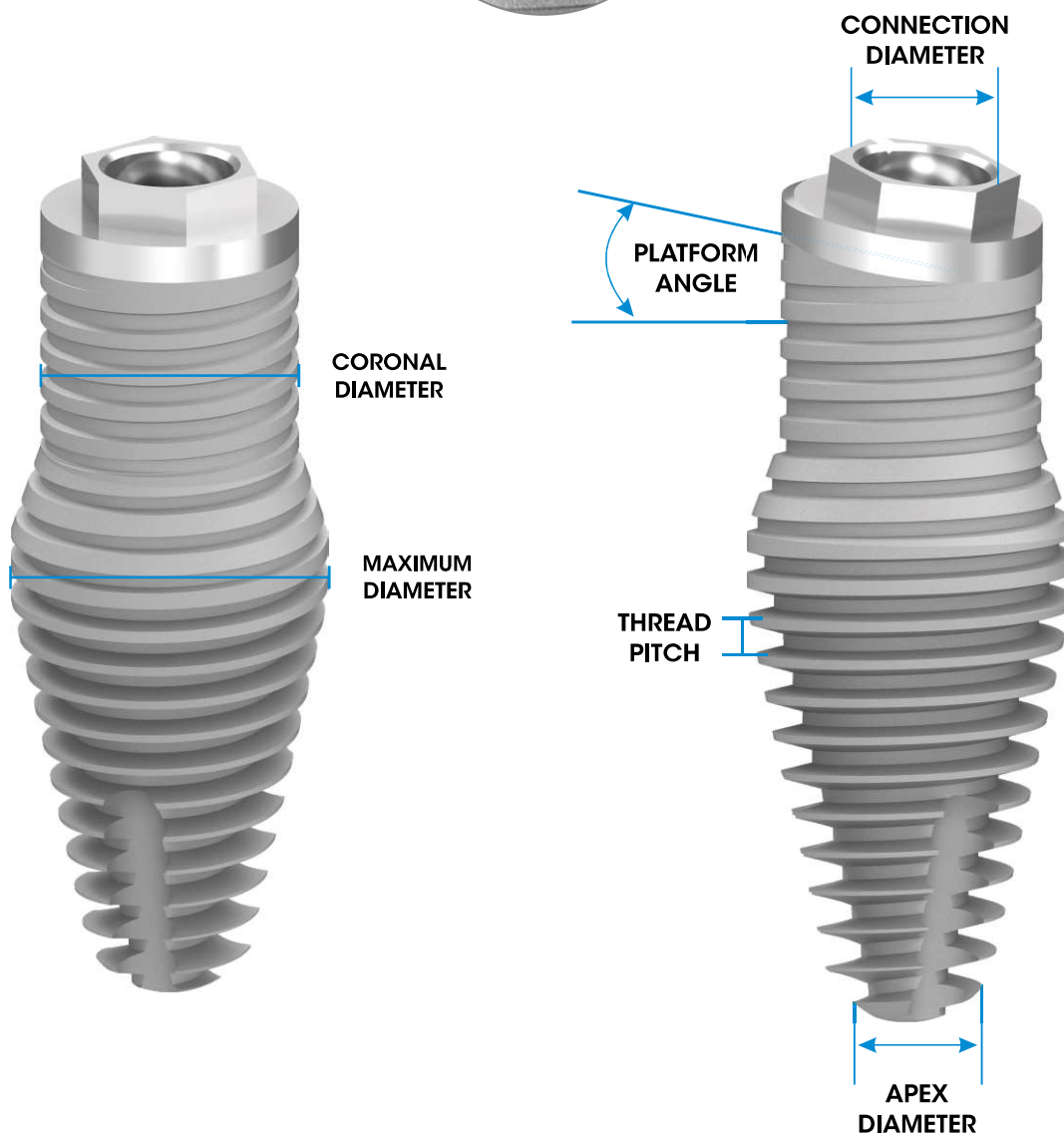

RANGE	CORONAL DIAMETER	MAXIMUM DIAMETER	PROSTHETICS	CONNECTION DIAMETER	THREAD PITCH	APEX DIAMETER	BUCCAL PLATFORM	PLATFORM ANGLE	IMPLANT LENGTHS				
									8	10	11.5	13	15
● IV-DC35-45 Ø3.5mm-Ø4.5mm	3.6	4.5	●	2.8	0.6	2.6	0.40	0°	✓	✓	✓	✓	✓
● IV-DC40-50 Ø4.0mm-Ø5.0mm	4.0	5.0	●	2.8	0.6	2.6	0.60	0°	✓	✓	✓	✓	✓
● IV-DC50-60 Ø5.0mm-Ø6.0mm	5.0	6.0	●	2.8	0.6	2.6	0.60	0°		✓	✓	✓	✓
● IV-DC3512D-45 Ø3.5mm-Ø4.5mm	3.6	4.5	●	2.8	0.6	2.6	0.52	12°			✓	✓	✓
● IV-DC4012D-50 Ø4.0mm-Ø5.0mm	4.0	5.0	●	2.8	0.6	2.6	0.72	12°			✓	✓	✓



NOTE:

- All dimensions in this catalogue are in mm, unless otherwise specified.
- Not all products are cleared for sale in all countries.

RANGE	CORONAL DIAMETER	MAXIMUM DIAMETER	PROSTHETICS	CONNECTION DIAMETER	THREAD PITCH	APEX DIAMETER	BUCCAL PLATFORM	PLATFORM ANGLE	IMPLANT LENGTHS			
									10	11.5	13	15
● IV-EX35-45	Ø3.5mm-Ø4.5mm	4.5	●	3.4	0.6	2.6	0.04	0°	✓	✓	✓	✓
● IV-EX40-50	Ø4.0mm-Ø5.0mm	5.0	●	3.4	0.6	2.6	0.32	0°	✓	✓	✓	✓
● IV-EX52-60	Ø5.2mm-Ø6.0mm	6.0	●	3.4	0.6	2.6	0.32	0°	✓	✓	✓	✓
● IV-EX3512D-45	Ø3.5mm-Ø4.5mm	4.5	●	3.4	0.6	2.6	0.12	12°		✓	✓	✓
● IV-EX4012D-50	Ø4.0mm-Ø5.0mm	5.0	●	3.4	0.6	2.6	0.52	12°		✓	✓	✓
● IV-EX5212D-60	Ø5.2mm-Ø6.0mm	6.0	●	3.4	0.6	3.13	0.52	12°		✓	✓	✓



DRILL INFORMATION

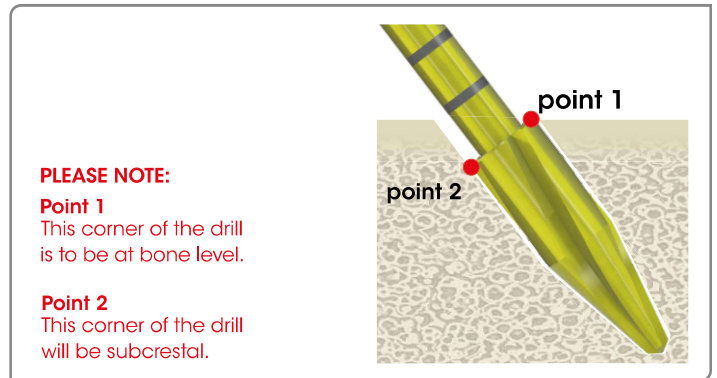
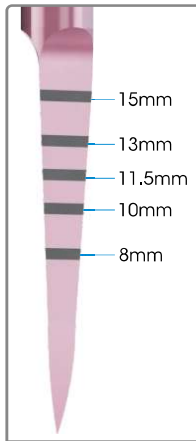
Pilot Drill

Pilot Drill markings

Final tapered drill position for Co-Axis® implants



D-3SPADE-IV



PLEASE NOTE:

Point 1

This corner of the drill is to be at bone level.

Point 2

This corner of the drill will be subcrestal.

Tapered Drills

Tapered Drill markings



D-IV37xx



D-IV45xx



D-IV50xx



D-IV60xx

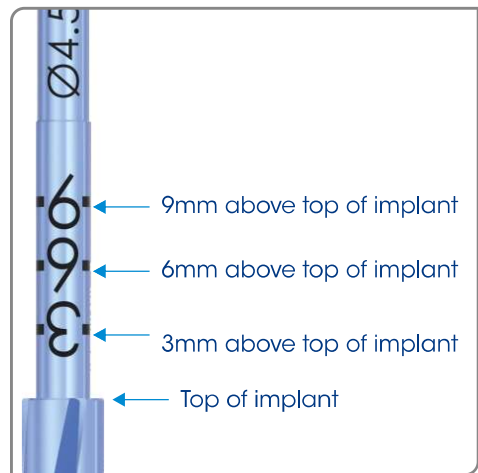
CODES

D-IV3708/10/11/13/15

D-IV4508/10/11/13/15












D-IV5010/11/13/15

D-IV6010/11/13/15

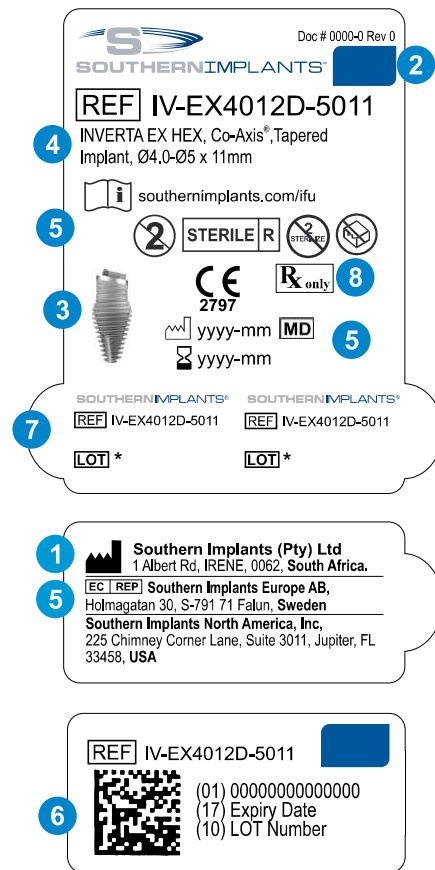


EXPLANATION OF SYMBOLS

The following symbols are used on packaging labels and they indicate the following:

- 1  Manufacturer
- 2  Colour code indicating platform diameter
- 3  Implant image
- 4  Implant details and size
- 5  Sterilization using Irradiation
-  European Representative
-  Catalogue number
-  Batch Code
-  Do not Resterilize
-  Consult instruction for use
-  Do not reuse
-  CE mark and notified body number
-  Use by Date
-  Date of manufacture
-  Do not use if package is damaged
-  Identifies the product as a medical device
- 6 2D Bar coding
Contains the GTIN, Use by Date and LOT Number
- 7 Patient sticker for documentation purposes
(to be used by health care provider on patient file)
- 8  Prescription device

CAUTION: FEDERAL LAW RESTRICTS THE DEVICE TO SALE BY OR ON THE ORDER OF A LICENCED HEALTH CARE PROVIDER.



For more information on Instructions for Use of our products, please scan the below,



or visit our website southernimplants.com/ifu

Platform Interface - DC

 Ø3.5/Ø4.0

 Ø5.0

Platform Interface - External Hex

 Ø3.25

 Ø5.0

Images are for illustration purposes only and do not necessarily accurately represent the product.

For more information, please contact your
Southern Implants Representative or visit southernimplants.com



South Africa - Headquarters 1 Albert Road, Irene, RSA
T: +27-12-667-1046 | **E:** info@southernimplants.com

EC | REP

Southern Implants Europe AB Holmgatan 30, S-791 71, Falun, Sweden
E: ecrep@southernimplants.com

Subsidiaries

Australia

Southern Implants Australia
T: +61-2-8076-9337
E: info@southernimplants.com.au

Spain and Portugal

Southern Implants Ibérica
T: +34 935 053 507
E: info@southernimplants.es

United Kingdom and Ireland

Southern Implants UK
T: +44-20-8899-6845 / 6 / 7
E: info@southernimplants.co.uk

USA and Canada

Southern Implants North America Inc.
T: +1-561-472-099
E: customercare@southernimplants.com

Southern Implants are distributed world-wide, please visit southernimplants.com for a list of Distributors.