




SOUTHERNIMPLANTS®

Innovative Treatment Solutions

DEEP CONICAL Implants

Product Catalogue





Southern Implants® is a leading provider of unique and innovative dental implant products with a focus on top-end professional users who want more choices. Southern's expertise in research, development and manufacturing of dental implants allows us to provide Innovative Treatment Solutions that will reduce treatment times and improve patient outcomes.

Striving for excellence and meeting customer needs, has led to our wide product range characterised by Unique and Innovative products which include:

- Multiple interfaces, to suit customer preference.
- INVERTA® implant, featuring a Body-Shift™ design, engineered for primary stability and suitable for immediate loading.
- Co-Axis®, Subcrestal Angle Correction® implants, available in angulations of 12°, 24° and 36° and various internal and external connections.
- MAX implant, specifically designed for immediate molar tooth replacement.
- The ZYGAN®, ZYGEX and ZYGIN implants for severely resorbed maxilla and craniofacial reconstruction.
- The Machined Surface Coronally (MSC) dental implant surface treatment offers practitioners an innovative way to take advantage of the best characteristics of both smooth and moderately rough implant surfaces.

Our product portfolio is in synchronised evolution with protocol improvements and technological advances.

My sincere thanks to all specialists, dentists and technicians who put their trust in our company.


Graham Blackbeard
Managing Director, Southern Implants

CONTENTS

Ø3.0 mm Implants (Tapered and Parallel Walled)	
Implants, Site Preparation and Surgical Components.....	Page 06
Direct Prosthetic Flowchart.....	Page 07
Indirect Prosthetic Flowchart.....	Page 08
Ø3.5 mm Implants (Tapered and Parallel Walled)	
Implants, Site Preparation and Surgical Components.....	Page 10
Ø4.0 mm Implants (Tapered and Parallel Walled)	
Implants, Site Preparation and Surgical Components.....	Page 11
Direct Prosthetic Flowchart.....	Page 12
Indirect Prosthetic Flowchart.....	Page 13
Ø5.0 mm Implants (Tapered and Parallel Walled)	
Implants, Site Preparation and Surgical Components.....	Page 16
Direct Prosthetic Flowchart.....	Page 17
Indirect Prosthetic Flowchart.....	Page 18
Ø5.0 mm Reduced Platform Implants (Tapered)	
Implants, Site Preparation and Surgical Components.....	Page 20
The Platform Matched Prosthetic Approach - for Single Unit Posterior Restorations.....	Page 21
Direct Prosthetic Flowchart.....	Page 22
Co-Axis®	
Ø3.5 mm 12° Co-Axis® Implants (Tapered and Parallel Walled)	
Implants, Site Preparation and Surgical Components.....	Page 24
Direct Prosthetic Flowchart.....	Page 25
Indirect Prosthetic Flowchart.....	Page 26
Ø4.0 mm 12° Co-Axis® Implants (Tapered and Parallel Walled)	
Implants, Site Preparation and Surgical Components.....	Page 28
Direct Prosthetic Flowchart.....	Page 29
Indirect Prosthetic Flowchart.....	Page 30
Ø5.0 mm 12° Co-Axis® Implants (Tapered and Parallel Walled)	
Implants, Site Preparation and Surgical Components.....	Page 32
Direct Prosthetic Flowchart.....	Page 33
Indirect Prosthetic Flowchart.....	Page 34
Torque Table for Southern Screws.....	Page 35
Instrument Trays	
I-DC-EG.....	Page 36
I-PROS-EG.....	Page 38
Implant Dimensions and Information.....	Page 39
Drill Information.....	Page 40
INSTRUMENTATION	
Co-Axis® implants fixture mount colour coding.....	Page 40
Insertion tool depth markings.....	Page 40
Instruments for implants packaged with a fixture mount.....	Page 41
Deep Conical Implant features.....	Page 42
Explanation of Symbols.....	Page 43
Platform interface.....	Page 43

For more information scan the below



or visit

SOUTHERNIMPLANTS.COM

NOTE:

- images are for illustration purposes only and do not necessarily accurately represent the product.
- all dimensions in this catalogue are in mm, unless otherwise specified.
- not all products are cleared for sale in all countries.


DEEP CONICAL

Ø3.0 mm

Ø3.0 mm Implants (Tapered and Parallel Walled)

Tapered

Parallel Walled



(where **xx** is implant length)

Implants are available in lengths of:

NOTE: implant dimensions and information - page 39.

ITEM CODE TAPERED	IMPLANT LENGTH (in mm)
DCT3009	9.00
DCT3011	11.00
DCT3013	13.00
DCT3015	15.00

ITEM CODE PARALLEL WALLED	IMPLANT LENGTH (in mm)
DCC3011	11.00
DCC3013	13.00
DCC3015	15.00

Site Preparation Sequence

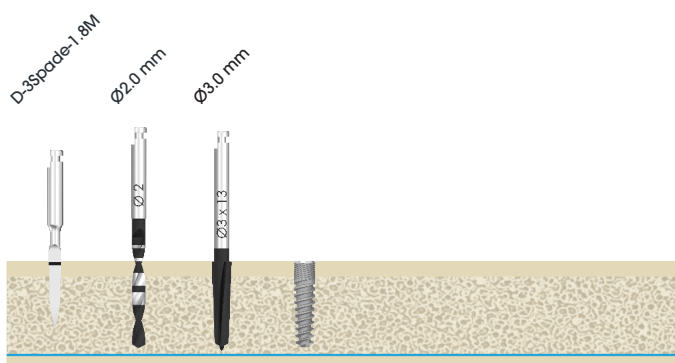
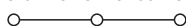
(illustrations are for 13 mm implants)

Ø3.0 mm Tapered (DCT30xx)

Soft Bone



Medium and Dense Bone

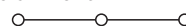


Ø3.0 mm Cylindrical (DCC30xx)

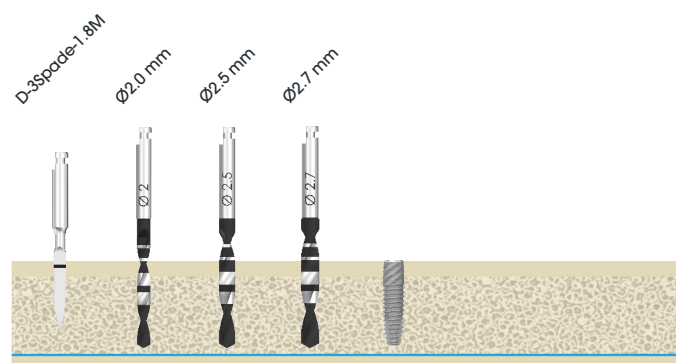
Soft Bone



Medium Bone



Dense Bone



NOTE: site preparation sequence recommended by Southern Implants® does not replace the judgement and experience of the surgeon.

Surgical Components

Cover Screw

CS-DC3



Healing Abutments

HA-DC3-Nx

Ø3.0



4/6
lengths

HA-DC3-x

Ø3.5



2/4/6
lengths

HA-DC3-Wx

Ø4.0



2/4/6
lengths

NOTE: TORQUE to 10 Ncm ONLY.

(where **x** is length)

DIRECT

Healing Abutments

HA-DC3-N



4/6

HA-DC3



2/4/6

HA-DC3-W



2/4/6

Impression Copings

IC-DC3



(pick-up)

ICT-DC3



(transfer)

IC-DC3-W



(pick-up)

ICT-DC3-W



(transfer)

SFT-DC3
(scanning flag)

Titanium

Laboratory Analogues

LA-DC3



LAD-DC3



(digital analogue)

GC-DC3
(engaging)
GC-NDC3
(non-engaging)

Gold

SIB-DC3-40C1.5
(engaging)
SIB-NDC3-40C1.5
(non-engaging)Ø4.0 platform
1.5 mm collarTIBS-DC3-C1.5
(engaging)

1.5 mm collar

Prosthetic Components

TC-DC3-1
(engaging)
TC-NDC3-1
(non-engaging)

Titanium

SIB-DC3-40C3
(engaging)
SIB-NDC3-40C3
(non-engaging)Ø4.0 platform
3 mm collarSIB-DC3-45C3
(engaging)
SIB-NDC3-45C3
(non-engaging)Ø4.5 platform
3 mm collarSIB-DC3-45C5
(engaging)
SIB-NDC3-45C5
(non-engaging)Ø4.5 platform
5 mm collarCAB-DC3
(engaging)PA-DC3
(engaging)
PA-NDC3
(non-engaging)

(packed with screws)

PKC-DC3
(engaging)
PKC-NDC3
(non-engaging)

PEEK*

*Screw torque:
15 Ncm

Retaining Screws

TS-DC3-14

Titanium
TORQUE
20 Ncm

BS-DC3-14

Brass*
*(Blackened and
for laboratory
use only)

Passive Abutment Screws

PA-DC3-14T

Titanium
TORQUE
20 Ncm

PA-DC3-14B

(anodised yellow
and for laboratory
use only)PASSIVE
Abutment
5-Piece Kit

NOTE: refer to CAT-1189 for Equator overdenture abutments.

INDIRECT

Compact
Conical
Abutments

MC-DC3



1/3/4/5

TORQUE
20 Ncm

MC-DC3-20D*



MC-DC3-30D*

* Packed with
TS-DC3-MCTORQUE
20 NcmHealing
Caps

HMC



4/6

OR

HMC17




4/6

Impression
CopingsCMC1
(pick-up)CMC2
(transfer)CMC-ZG-2
(transfer)SFT-MC-48
(scanning flag)


Titanium

Laboratory
Analogues

LSMC1



LAD-MC

(digital
analogue)

GMC1



Gold

Prosthetic
Components

TMC1 / 5

Titanium
TMCSL
(long version)

PKC-MC-48

PEEK*
*Screw torque:
10 - 15 Ncm

SIB-TMC1



1 mm collar

PA-MC-48

(passive abutment)

ASC-TMC1
(angulated screw channel abutment)

(packed with screw)

Retaining
Screws1 Series
ScrewsTORQUE
10 - 15 Ncm

TST1-ASC

TORQUE
10 - 15 Ncm

DEEP CONICAL


Ø3.5 mm

Ø4.0 mm

Ø3.5 mm Implants (Tapered and Parallel Walled)

Tapered

Parallel Walled



(where **xx** is implant length)

Implants are available in lengths of:

NOTE: implant dimensions and information - page 39.

ITEM CODE TAPERED	IMPLANT LENGTH (in mm)
DCT3508	8.00
DCT3509	9.00
DCT3511	11.00
DCT3513	13.00
DCT3515	15.00

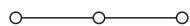
ITEM CODE PARALLEL WALLED	IMPLANT LENGTH (in mm)
DCC3508	8.00
DCC3509	9.00
DCC3511	11.00
DCC3513	13.00
DCC3515	15.00

Site Preparation Sequence

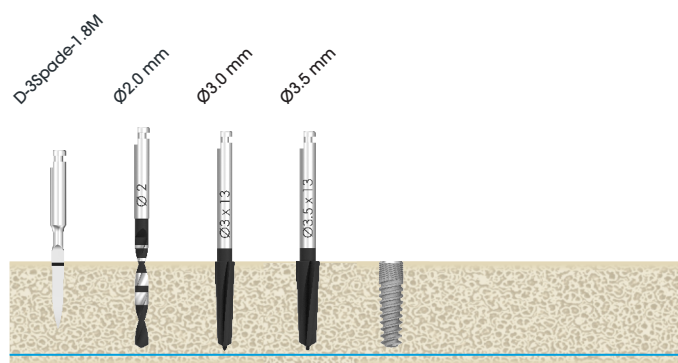

(illustrations are for 13 mm implants)

Ø3.5 mm Tapered (DCT35xx)

Soft Bone

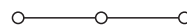


Medium and Dense Bone



Ø3.5 mm Cylindrical (DCC35xx)

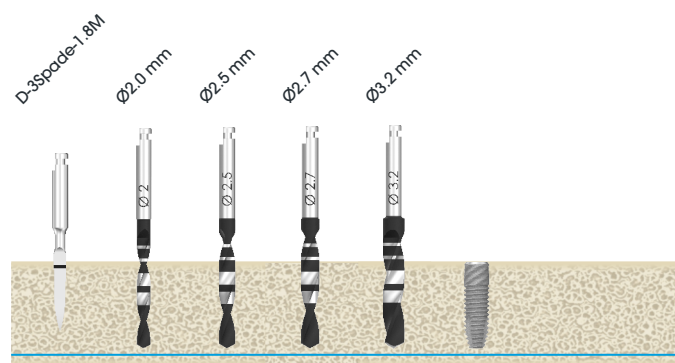
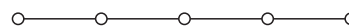
Soft Bone



Medium Bone



Dense Bone



NOTE: site preparation sequence recommended by Southern Implants® does not replace the judgement and experience of the surgeon.

Surgical Components

Cover Screw

CS-DC4



Healing Abutments

HA-DC4-N2

Ø4.0



HA-DC4-x

Ø4.5



4/6
lengths

HA-DC4-Wx

Ø5.5



2/4/6
lengths


NOTE: TORQUE to 10 Ncm ONLY.

(where **x** is length)

Ø4.0 mm Implants (Tapered and Parallel Walled)

Tapered

Parallel Walled



(where **xx** is implant length)

NOTE: implant dimensions and information - page 39.

ITEM CODE TAPERED	IMPLANT LENGTH (in mm)	ITEM CODE PARALLEL WALLED	IMPLANT LENGTH (in mm)
DCT4006	6.00	DCC4006	6.00
DCT4008	8.00	DCC4008	8.00
DCT4009	9.00	DCC4009	9.00
DCT4011	11.00	DCC4011	11.00
DCT4013	13.00	DCC4013	13.00
DCT4015	15.00	DCC4015	15.00

Site Preparation Sequence

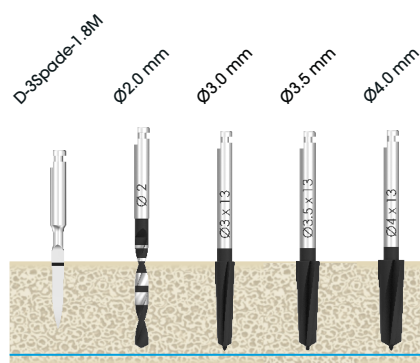
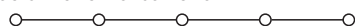
(illustrations are for 13 mm implants)

Ø4.0 mm Tapered (DCT40xx)

Soft Bone



Medium and Dense Bone

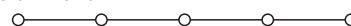


Ø4.0 mm Cylindrical (DCC40)

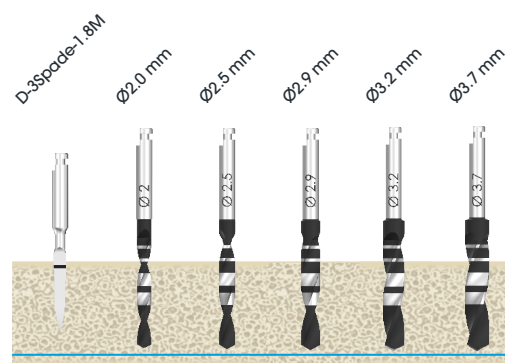
Soft Bone



Medium Bone



Dense Bone



NOTE: site preparation sequence recommended by Southern Implants® does not replace the judgement and experience of the surgeon.

Surgical Components

Cover Screw

CS-DC4



Healing Abutments

HA-DC4-N2

Ø4.0



HA-DC4-x

Ø4.5



4/6
lengths

HA-DC4-Wx

Ø5.5



2/4/6
lengths

NOTE: TORQUE to 10 Ncm ONLY.

(where **x** is length)

DIRECT

Healing
Abutments

HA-DC4-N2



HA-DC4



4/6

HA-DC4-W



2/4/6

Impression
Copings

IC-DC4



(pick-up)

ICT-DC4



(transfer)

IC-DC4-W



(pick-up)

ICT-DC4-W



(transfer)

SFT-DC4
(scanning flag)

Titanium

Laboratory
Analogues

LA-DC4



LAD-DC4

(digital
analogue)Prosthetic
ComponentsGC-DC4
(engaging)
GC-NDC4
(non-engaging)

Gold

TC-DC4-1
(engaging)
TC-NDC4-1
(non-engaging)

Titanium

PKC-DC4
(engaging)
PKC-NDC4
(non-engaging)

PEEK*

*Screw torque: 20 Ncm

SIB-DC4-43C1.5
(engaging)
SIB-NDC4-43C1.5
(non-engaging)Ø4.3 platform
1.5 mm collarSIB-DC4-43C3
(engaging)
SIB-NDC4-43C3
(non-engaging)Ø4.3 platform
3 mm collarSIB-DC4-48C3
(engaging)
SIB-NDC4-48C3
(non-engaging)Ø4.8 platform
3 mm collarSIB-DC4-48C5
(engaging)
SIB-NDC4-48C5
(non-engaging)Ø4.8 platform
5 mm collarTIBS-DC4-C1.5
(engaging)

1.5 mm collar

TIBS-DC4-C3
(engaging)

3 mm collar

TIB-DC4
(engaging)
TIB-NDC4
(non-engaging)

0.6 mm collar

TIB-DC4-C1.5
(engaging)
TIB-NDC4-C1.5
(non-engaging)

1.5 mm collar

TIB-DC4-C3
(engaging)
TIB-NDC4-C3
(non-engaging)

3 mm collar

CAB-DC4
(engaging)

ASC-DC4



(packed with screw)

PA-DC4
(engaging)
PA-NDC4
(non-engaging)

(packed with screws)

Retaining
Screws

TS-DC4-16



Titanium

TORQUE
30 Ncm

BS-DC4-16



Brass*

*(Blackened and
for laboratory
use only)

ASC Abutment Screw

TS-DC4-ASC



Titanium

TORQUE
30 Ncm

Passive Abutment Screws

PA-DC4-16T



Titanium

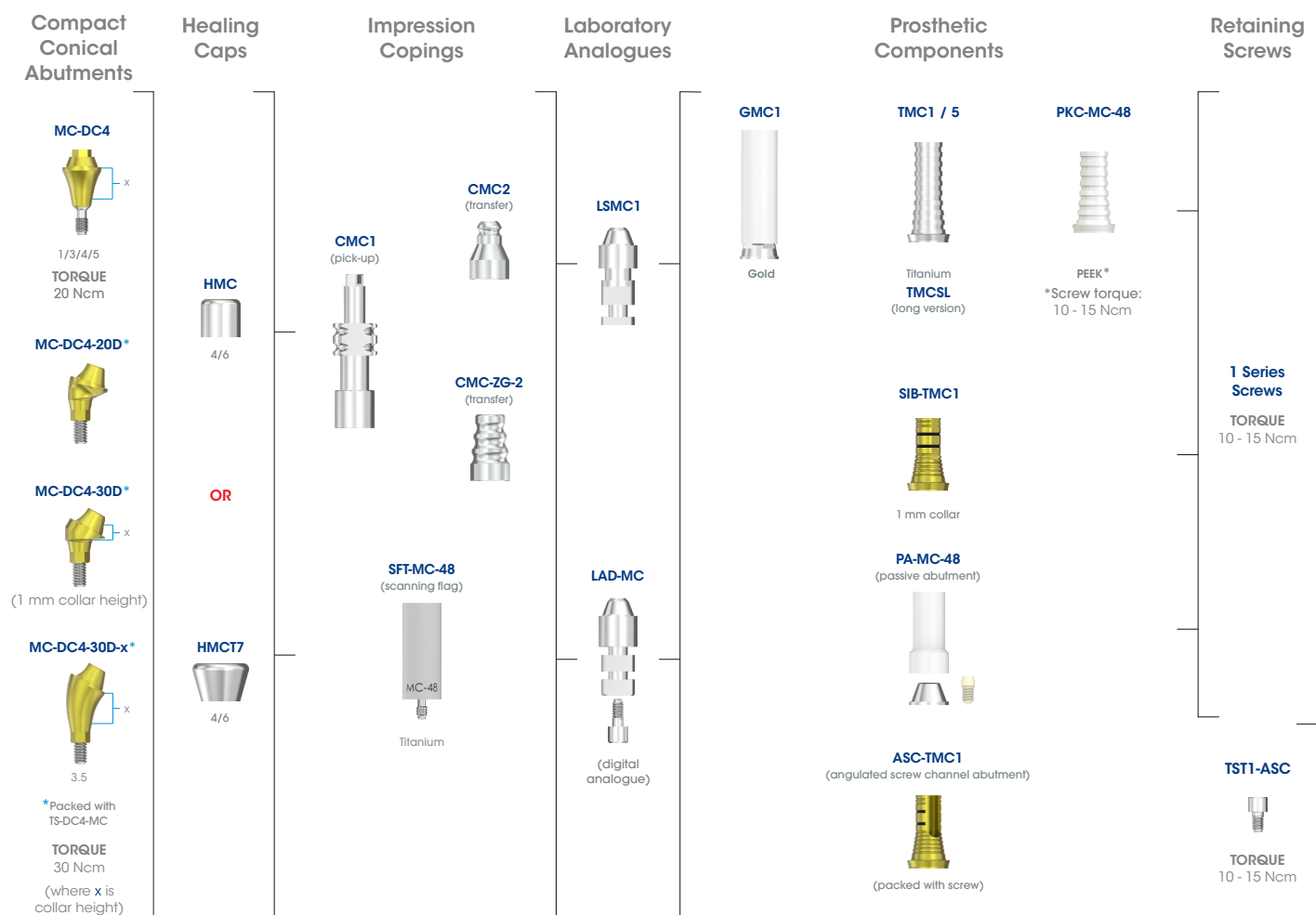
TORQUE
30 Ncm

PA-DC4-16B

(anodised blue
and for laboratory
use only)

NOTE: refer to CAT-1189 for Equator overdenture abutments.

INDIRECT






DEEP CONICAL

Ø5.0 mm

Ø5.0 mm Implants (Tapered and Parallel Walled)



(where **xx** is implant length)

Implants are available in lengths of:

NOTE: implant dimensions and information - page 39.

ITEM CODE TAPERED	IMPLANT LENGTH (in mm)
DCT5009	9.00
DCT5011	11.00
DCT5013	13.00
DCT5015	15.00

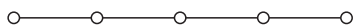
ITEM CODE PARALLEL WALLED	IMPLANT LENGTH (in mm)
DCC5009	9.00
DCC5011	11.00
DCC5013	13.00
DCC5015	15.00

Site Preparation Sequence

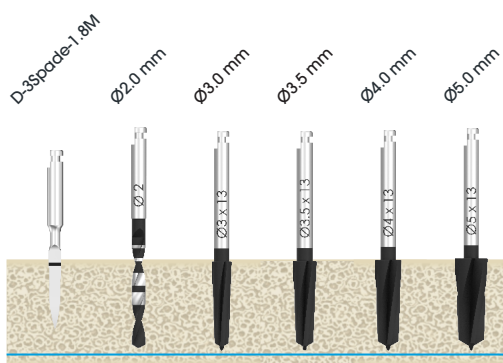
(illustrations are for 13 mm implants)

Ø5.0 mm Tapered (DCT50xx)

Soft Bone



Medium and Dense Bone

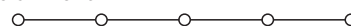


Ø5.0 mm Cylindrical (DCC50xx)

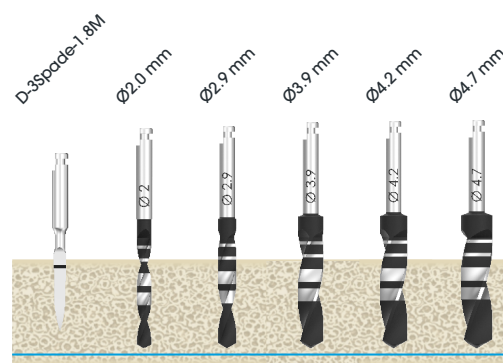
Soft Bone



Medium Bone



Dense Bone



NOTE: site preparation sequence recommended by Southern Implants® does not replace the judgement and experience of the surgeon.

Surgical Components

Cover Screw

CS-DC5



Healing Abutments

HA-DC5-x
Ø5.5



2/4/6
lengths

HA-DC5-Wx
Ø6.5



2/4/6
lengths

NOTE: TORQUE to 10 Ncm ONLY.

(where **x** is length)

DIRECT

Healing Abutments

HA-DC5

2/4/6

HA-DC5-W

2/4/6

Impression Copings

IC-DC5



(pick-up)

ICT-DC5



(transfer)

IC-DC5-W



(pick-up)

ICT-DC5-W



(transfer)

SFT-DC5
(scanning flag)

Titanium

Laboratory Analogues

LA-DC5



LAD-DC5



(digital analogue)

Prosthetic Components

GC-DC5
(engaging)
GC-NDC5
(non-engaging)

Gold

TC-DC5-1
(engaging)
TC-NDC5-1
(non-engaging)

Titanium

PKC-DC5
(engaging)
PKC-NDC5
(non-engaging)

PEEK*

*Screw torque: 20 Ncm

SIB-DC5-55C1.5
(engaging)
SIB-NDC5-55C1.5
(non-engaging)Ø5.5 platform
1.5 mm collarSIB-DC5-55C3
(engaging)
SIB-NDC5-55C3
(non-engaging)Ø5.5 platform
3 mm collarSIB-DC5-65C3
(engaging)
SIB-NDC5-65C3
(non-engaging)Ø6.5 platform
3 mm collarSIB-DC5-65C5
(engaging)
SIB-NDC5-65C5
(non-engaging)Ø6.5 platform
5 mm collarTIB-DC5
(engaging)
TIB-NDC5
(non-engaging)

0.6 mm collar

TIB-DC5-C1.5
(engaging)
TIB-NDC5-C1.5
(non-engaging)

1.5 mm collar

TIB-DC5-C3
(engaging)
TIB-NDC5-C3
(non-engaging)

3 mm collar

CAB-DC5
(engaging)PASSIVE
Abutment
5-Piece KitPA-DC5
(engaging)
PA-NDC5
(non-engaging)

(packed with screws)

Passive Abutment Screws

PA-DC5-20T

Titanium
TORQUE
32 Ncm

PA-DC5-20B

(anodised purple
and for laboratory
use only)

Retaining Screws

TS-DC5-20

Titanium
TORQUE
32 Ncm

BS-DC5-20

Brass*
*(Blackened and
for laboratory
use only)

NOTE: refer to CAT-1189 for Equator overdenture abutments.

INDIRECT

Compact
Conical
Abutment

MC-DC5



1/3/4/5

TORQUE
20 Ncm

OR

MCN-DC5



1/3/4/5

TORQUE
20 NcmHealing
Caps

HMCW

4/6

OR

HMCTW9

4/6

HMC

4/6

OR

HMCT7

4/6

Impression
Copings

CMCW1

(pick-up)



CMCW2

(transfer)



SFT-MC-60

(scanning flag)



Titanium

CMC1

(pick-up)



CMC2

(transfer)



CMC-ZG-2

(transfer)



SFT-MC-48

(scanning flag)



Titanium

Laboratory
Analogue

LSMCW1



LAD-MCW

(digital
analogue)

LSMC1



LAD-MC


(digital
analogue)Prosthetic
Components

GMCW1



Gold

TMCW1 / 5



Titanium

PKC-MC-60

PEEK*
*Screw torque
10 - 15 Ncm

SIB-TMCW1



1 mm collar

PA-MC-60

(passive abutment)



ASC-TMCW1

(angulated screw channel abutment)



(packed with screw)

GMC1



Gold

TMC1 / 5

Titanium
TMCSL
(long version)

PKC-MC-48

PEEK*
*Screw torque:
10 - 15 Ncm

SIB-TMC1



1 mm collar

PA-MC-48

(passive abutment)



ASC-TMC1

(angulated screw channel abutment)



(packed with screw)

Retaining
Screws1 Series
ScrewsTORQUE
10 - 15 Ncm

TST1-ASC

TORQUE
10 - 15 Ncm1 Series
ScrewsTORQUE
10 - 15 Ncm

TST1-ASC

TORQUE
10 - 15 Ncm

DEEP CONICAL

Ø5.0 mm

(Reduced Platform)

Tapered



The DCR50 implants are compatible with DC4 prosthetics excluding abutments indicated for anterior use.



(where **xx** is implant length)

Implants are available in lengths of:

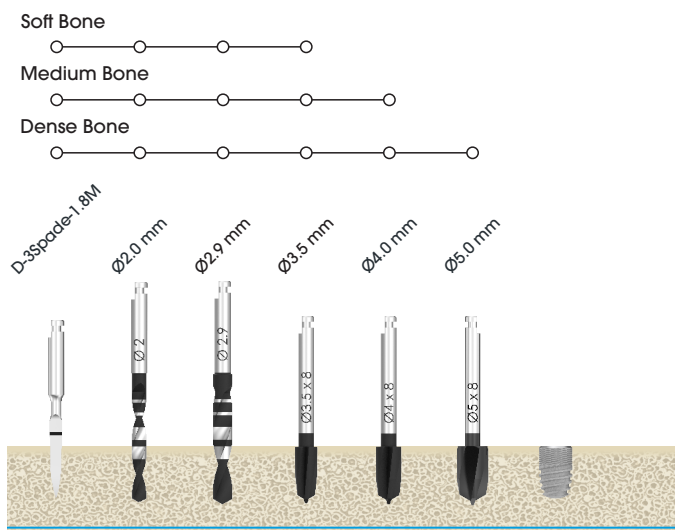
NOTE: implant dimensions and information - page 39.

ITEM CODE TAPERED	IMPLANT LENGTH (in mm)
DCR5006	6.00
DCR5008	8.00

Site Preparation Sequence

(illustrations are for 8 mm implants)

Ø5.0 mm Tapered (DCR50xx)



NOTE: site preparation sequence recommended by Southern Implants® does not replace the judgement and experience of the surgeon.

Surgical Components

Cover Screw

CS-DC4



Healing Abutments

Standard Interface

HA-DC4-N2

Ø4.0



HA-DC4-x

Ø4.5



4/6
lengths

HA-DC4-Wx

Ø5.5



2/4/6
lengths

Platform Matched Interface

HA-DCR5-x

Ø5.5



2/4/6
lengths

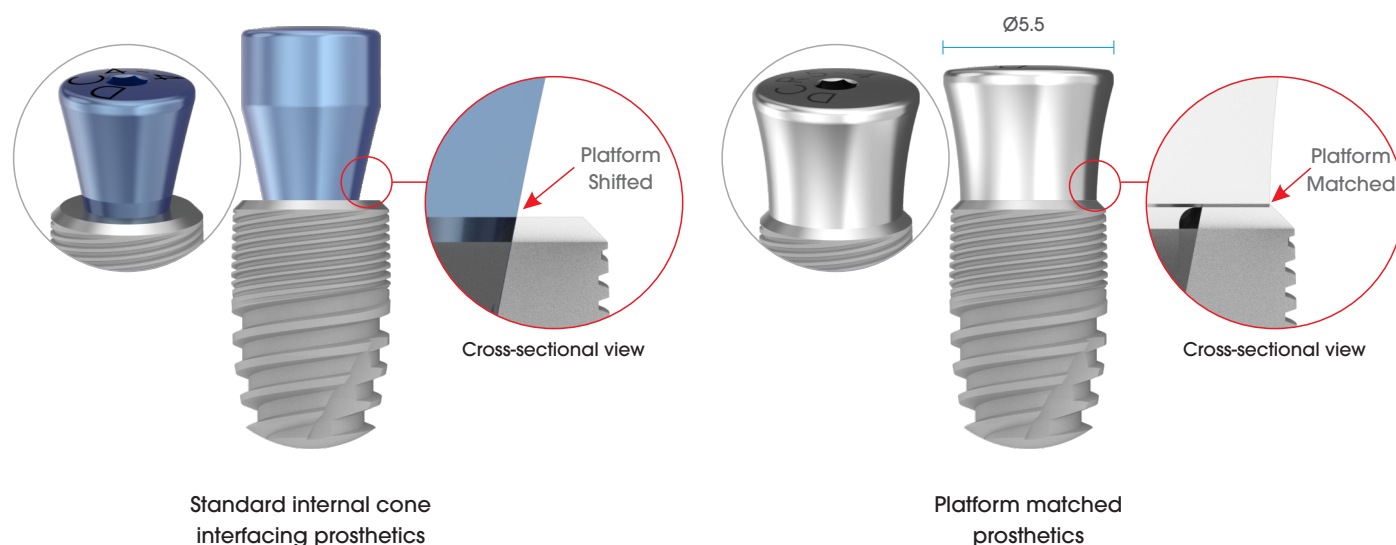
(where **x** is length)

NOTE: TORQUE to 10 Ncm ONLY.

The Platform Matched Prosthetic Approach - For Single Unit Posterior Restorations

In applications of the DCR50 Ø5.0 mm and DC4 Ø4.0 mm implants, the platform matched approach is suggested. This approach uses the maximum implant platform dimension, in order to give the single tooth prosthetics greater stability.

The DCR50 implants are compatible with DC4 prosthetics excluding abutments indicated for anterior use.



The platform matched approach is indicated when:

- restoring a single posterior tooth.
- the patient is known to have a very strong bite and bruxism is present.
- the occlusal table of the crown will be significantly larger than that of the implant and abutment (Fig. 1).
- excessive cantilevers can't be avoided (Fig. 2).

Warning: these platform matched prosthetics are not compatible with DC50xx or DC50xx Co-Axis® implants.

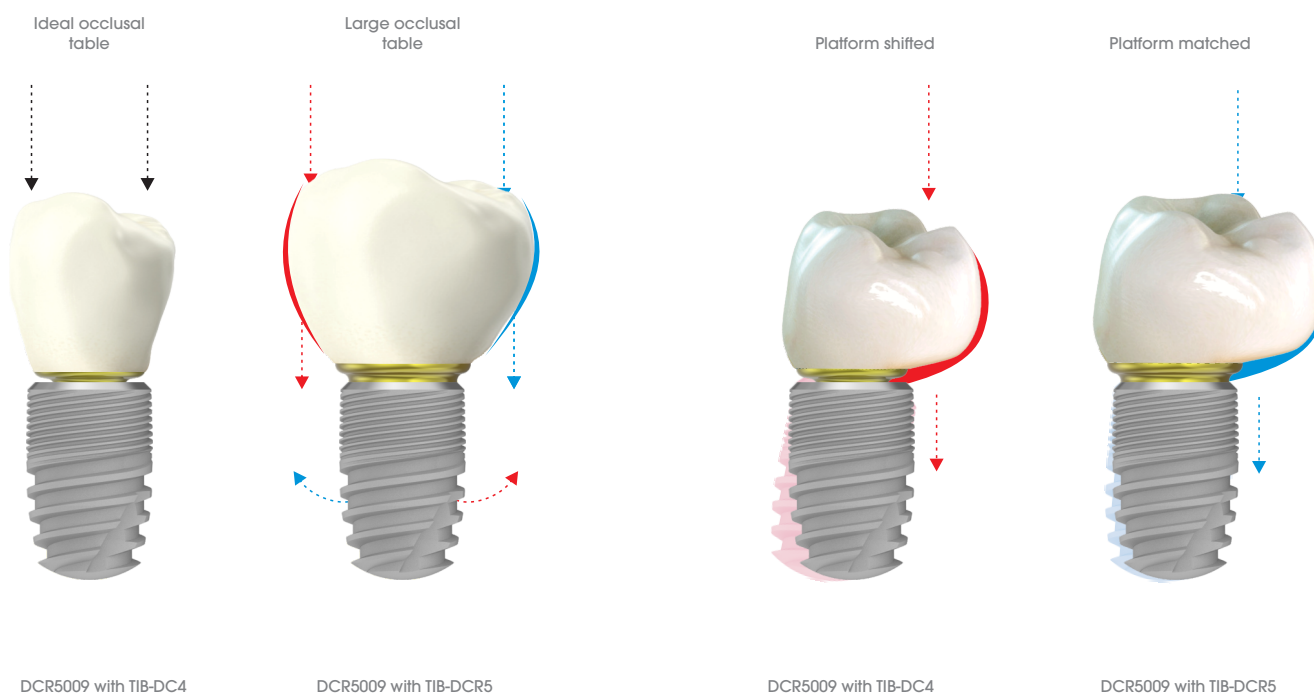


Fig 1: with large occlusal tables, maximise the platform dimension with platform matched components.

Fig 2: excessive cantilevers - use platform matched components to compensate for non-ideal crown-implant ratios.

After case planning either the standard platform or platform matched workflow can be followed.

DIRECT

Healing
Abutments

HA-DCR

3/4/6
lengthsImpression
CopingsIC-DCR5
(pick-up)IC-DCR5-W
(pick-up)SFT-DC4
(scanning flag)

Titanium

Laboratory
Analogues

LAD-DCR5

Digital
AnaloguePASSIVE
AbutmentsProsthetic
ComponentsSIB-DCR5-55C1.5
(engaging)Ø5.5 platform
1.5 mm collarTIB-DCR5
(engaging)

0.6 mm collar

TIB-DCR5-C1.5
(engaging)

1.5 mm collar

SIB-DCR5-55C3
(engaging)Ø5.5 platform
3 mm collarTIB-DCR5-C3
(engaging)

3 mm collar

PA-DCR5
(engaging)

(packed with screws)

Retaining
Screws

TS-DC4-16



Titanium

TORQUE
30 Ncm

BS-DC4-16



Brass*

*(Blackened and
for laboratory
use only)

Passive Abutment Screws

PA-DC4-16T

Titanium
TORQUE
30 Ncm

PA-DC4-16B

(anodised blue
and for laboratory
use only)

NOTE: for indirect workflows, use DC4 indirect components.

DEEP CONICAL CO-AXIS®

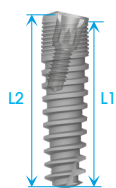
Ø3.5 mm

Ø3.5 mm Co-Axis® Implants (Tapered and Parallel Walled)

Tapered

Parallel Walled

⚠ Restore with Ø3.0 mm prosthetics



DCT35xx-12D



DCC35xx-12D

(where **xx** is implant length)

Implants are premounted and available in lengths of:

NOTE: implant dimensions and information - page 39.

ITEM CODE TAPERED	ITEM CODE PARALLEL WALLED	IMPLANT LENGTHS (in mm)	
		L1	L2
DCT3508-12D	DCC3508-12D	8.00	8.5
DCT3509-12D	DCC3509-12D	9.00	9.5
DCT3511-12D	DCC3511-12D	11.00	11.5
DCT3513-12D	DCC3513-12D	13.00	13.5
DCT3515-12D	DCC3515-12D	15.00	15.5

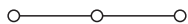
NOTE: implants are packed with fixture mount. Please see page 36.

Site Preparation Sequence

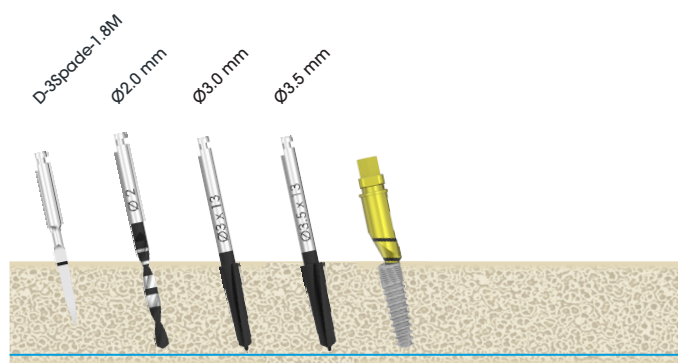
(illustrations are for 13 mm implants)

Ø3.5 mm Tapered Co-Axis® (DCT35xx-12D)

Soft Bone

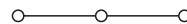


Medium and Dense Bone



Ø3.5 mm Cylindrical Co-Axis® (DCC35xx-12D)

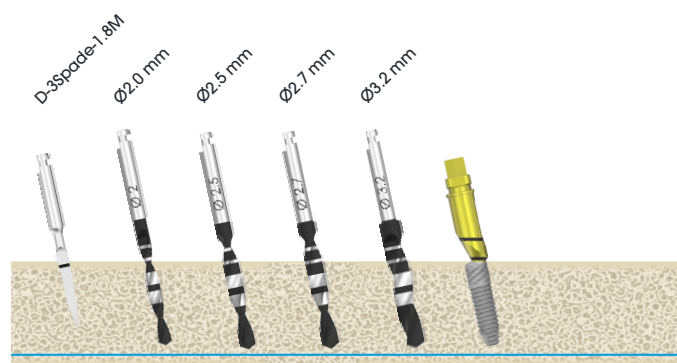
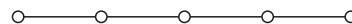
Soft Bone



Medium Bone



Dense Bone



NOTE: site preparation sequence recommended by Southern Implants® does not replace the judgement and experience of the surgeon.

Surgical Components

Cover Screw

CS-DC3



Healing Abutments

HA-DC3-Nx

Ø3.0



4/6
lengths

HA-DC3-x

Ø3.5



2/4/6
lengths

HA-DC3-Wx

Ø4.0



2/4/6
lengths

NOTE: TORQUE to 10 Ncm ONLY.

(where **x** is length)

DIRECT

Healing
Abutments

HA-DC3-N



4/6

HA-DC3



2/4/6

HA-DC3-W



2/4/6

Impression
Copings

IC-DC3



(pick-up)

ICT-DC3



(transfer)

IC-DC3-W



(pick-up)

ICT-DC3-W



(transfer)

SFT-DC3
(scanning flag)

Titanium

Laboratory
Analogues

LA-DC3



LAD-DC3

(digital
analogue)GC-DC3
(engaging)
GC-NDC3
(non-engaging)

Gold

SIB-DC3-40C1.5
(engaging)
SIB-NDC3-40C1.5
(non-engaging)Ø4.0 platform
1.5 mm collarTIBS-DC3-C1.5
(engaging)

1.5 mm collar

Prosthetic
ComponentsTC-DC3-1
(engaging)
TC-NDC3-1
(non-engaging)

Titanium

SIB-DC3-40C3
(engaging)
SIB-NDC3-40C3
(non-engaging)Ø4.0 platform
3 mm collarSIB-DC3-45C3
(engaging)
SIB-NDC3-45C3
(non-engaging)Ø4.5 platform
3 mm collarPKC-DC3
(engaging)
PKC-NDC3
(non-engaging)

PEEK *

* Screw torque:
15 NcmSIB-DC3-45C5
(engaging)
SIB-NDC3-45C5
(non-engaging)Ø4.5 platform
5 mm collarPA-DC3
(engaging)
PA-NDC3
(non-engaging)

(packed with screws)

Passive Abutment Screws

PA-DC3-14T

Titanium
TORQUE
20 Ncm

PA-DC3-14B

(anodised yellow
and for laboratory
use only)Retaining
Screws

TS-DC3-14

Titanium
TORQUE
20 Ncm

BS-DC3-14

Brass*
*(Blackened and
for laboratory
use only)

NOTE: refer to CAT-1189 for Equator overdenture abutments.

INDIRECT

Compact
Conical
Abutments

MC-DC3



1/3/4/5

TORQUE
20 Ncm

MC-DC3-20D*



MC-DC3-30D*

*Packed with
TS-DC3-MCTORQUE
20 NcmHealing
Caps

HMC



4/6

OR

HMC17



4/6

Impression
CopingsCMC1
(pick-up)CMC2
(transfer)CMC-ZG-2
(transfer)SFT-MC-48
(scanning flag)


Titanium

Laboratory
Analogues

LSMC1



LAD-MC

(digital
analogue)


GMC1



Gold

Prosthetic
Components

TMC1 / 5

Titanium
TMCSL
(long version)

PKC-MC-48

PEEK*
*Screw torque:
10 - 15 Ncm

SIB-TMC1



1 mm collar

PA-MC-48
(passive abutment)ASC-TMC1
(angulated screw channel abutment)

(packed with screw)

Retaining
Screws1 Series
ScrewsTORQUE
10 - 15 Ncm

TST1-ASC

TORQUE
10 - 15 Ncm

DEEP CONICAL CO-AXIS®

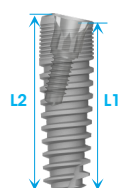
Ø4.0 mm

Ø4.0 mm Co-Axis® Implants (Tapered and Parallel Walled)

Tapered

Parallel Walled

 Restore with Ø4.0 mm prosthetics



DCT40xx-12D



DCC40xx-12D

(where **xx** is implant length)

Implants are premounted and available in lengths of:

NOTE: implant dimensions and information - page 39.

ITEM CODE		IMPLANT LENGTHS (in mm)	
		L1	L2
DCT4008-12D	DCC4008-12D	8.00	8.6
DCT4009-12D	DCC4009-12D	9.00	9.6
DCT4011-12D	DCC4011-12D	11.00	11.6
DCT4013-12D	DCC4013-12D	13.00	13.6
DCT4015-12D	DCC4015-12D	15.00	15.6

NOTE: implants are packed with fixture mount. Please see page 36.

Site Preparation Sequence

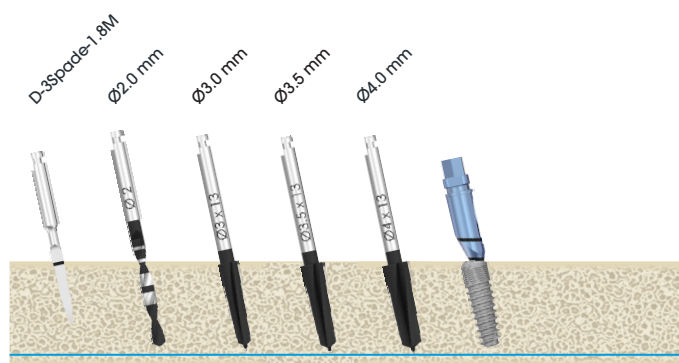
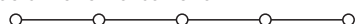
(illustrations are for 13 mm implants)

Ø4.0 mm Tapered Co-Axis® (DCT40xx-12D)

Soft Bone



Medium and Dense Bone

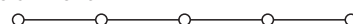


Ø4.0 mm Cylindrical Co-Axis® (DCC40xx-12D)

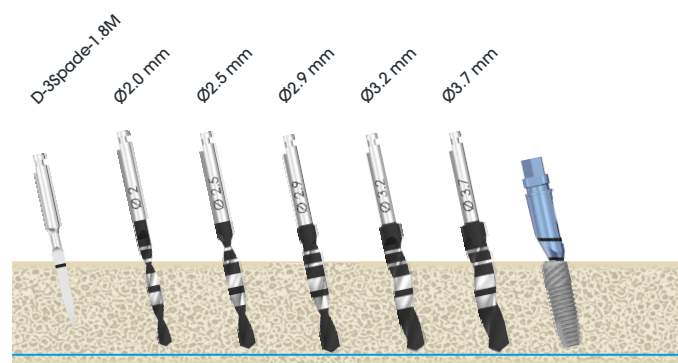
Soft Bone



Medium Bone



Dense Bone



NOTE: site preparation sequence recommended by Southern Implants® does not replace the judgement and experience of the surgeon.

Surgical Components

Cover Screw

CS-DC4



Healing Abutments

HA-DC4-N2

Ø4.0



HA-DC4-x

Ø4.5



4/6
lengths

HA-DC4-Wx

Ø5.5



2/4/6
lengths

NOTE: TORQUE to 10 Ncm ONLY.

(where **x** is length)

DIRECT

Healing Abutments

HA-DC4-N2



HA-DC4



4/6

HA-DC4-W



2/4/6

Impression Copings

IC-DC4



(pick-up)

ICT-DC4



(transfer)

IC-DC4-W



(pick-up)

ICT-DC4-W



(transfer)

SFT-DC4
(scanning flag)


Titanium

Laboratory Analogues

LA-DC4



LAD-DC4



(digital analogue)

Prosthetic Components

GC-DC4
(engaging)
GC-NDC4
(non-engaging)


Gold

TC-DC4-1
(engaging)
TC-NDC4-1
(non-engaging)


Titanium

PKC-DC4
(engaging)
PKC-NDC4
(non-engaging)


PEEK*

*Screw torque: 20 Ncm

SIB-DC4-43C1.5
(engaging)
SIB-NDC4-43C1.5
(non-engaging)

Ø4.3 platform
1.5 mm collar

SIB-DC4-43C3
(engaging)
SIB-NDC4-43C3
(non-engaging)

Ø4.3 platform
3 mm collar

SIB-DC4-48C3
(engaging)
SIB-NDC4-48C3
(non-engaging)

Ø4.8 platform
3 mm collar

SIB-DC4-48C5
(engaging)
SIB-NDC4-48C5
(non-engaging)

Ø4.8 platform
5 mm collar

TIBS-DC4-C1.5
(engaging)


1.5 mm collar

TIBS-DC4-C3
(engaging)


3 mm collar

TIB-DC4
(engaging)
TIB-NDC4
(non-engaging)


0.6 mm collar

TIB-DC4-C1.5
(engaging)
TIB-NDC4-C1.5
(non-engaging)


1.5 mm collar

TIB-DC4-C3
(engaging)
TIB-NDC4-C3
(non-engaging)


3 mm collar

CAB-DC4
(engaging)


ASC-DC4



(packed with screw)

PA-DC4
(engaging)
PA-NDC4
(non-engaging)


(packed with screws)

Angulated Screw
Channel
Abutment

PASSIVE
Abutment
5-Piece Kit

Retaining Screws

TS-DC4-16



Titanium

TORQUE
30 Ncm

BS-DC4-16



Brass*

*(Blackened and
for laboratory
use only)

ASC Abutment Screw

TS-DC4-ASC



Titanium

TORQUE
30 Ncm

Passive Abutment Screws

PA-DC4-16T

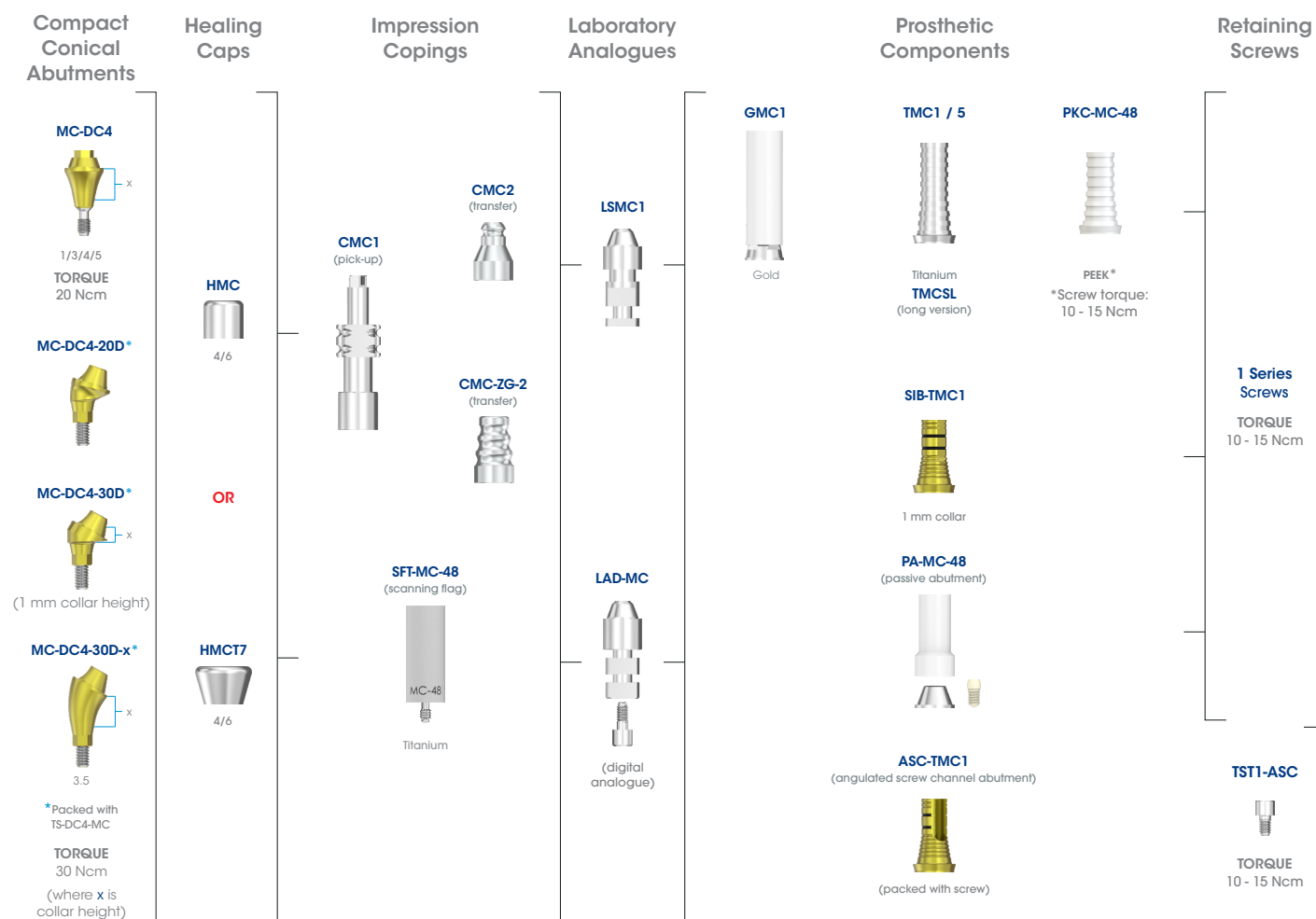

Titanium
TORQUE
30 Ncm

PA-DC4-16B


(anodised blue
and for laboratory
use only)

NOTE: refer to CAT-1189 for Equator overdenture abutments.


INDIRECT



DEEP CONICAL CO-AXIS®

Ø5.0 mm

Ø5.0 mm Co-Axis® Implants (Tapered and Parallel Walled)



⚠ Restore with Ø4.0 mm interface components

(where **xx** is implant length)

Implants are premounted and available in lengths of:

NOTE: implant dimensions and information - page 39.

ITEM CODE		IMPLANT LENGTHS (in mm)	
		L1	L2
DCT5009-12D	DCC5009-12D	9.00	9.83
DCT5011-12D	DCC5011-12D	11.00	11.83
DCT5013-12D	DCC5013-12D	13.00	13.83
DCT5015-12D	DCC5015-12D	15.00	15.83

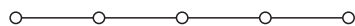
NOTE: implants are packed with fixture mount. Please see page 36.

Site Preparation Sequence

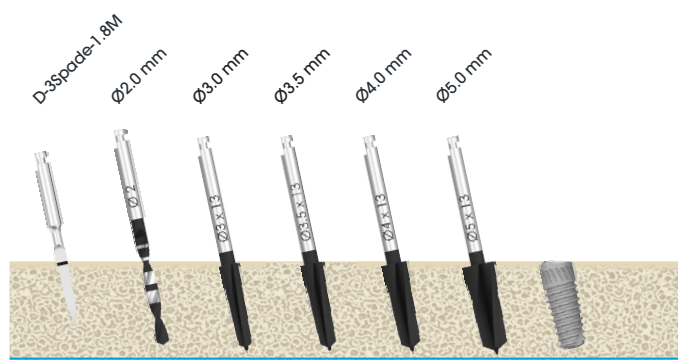

(illustrations are for 13 mm implants)

Ø5.0 mm Tapered Co-Axis® (DCT50xx-12D)

Soft Bone



Medium and Dense Bone

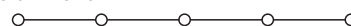


Ø5.0 mm Cylindrical Co-Axis® (DCC50xx-12D)

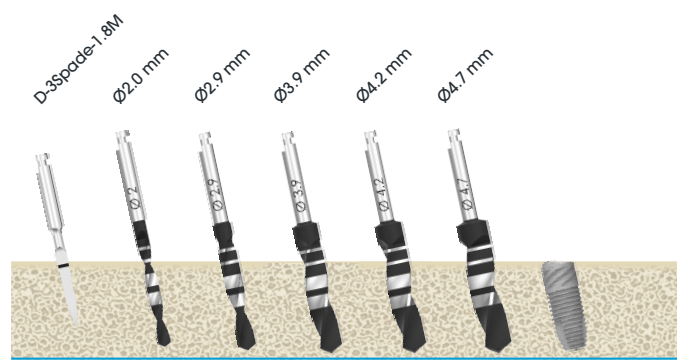
Soft Bone



Medium Bone



Dense Bone



NOTE: site preparation sequence recommended by Southern Implants® does not replace the judgement and experience of the surgeon.

Surgical Components

Cover Screw

CS-DC4



Healing Abutments

HA-DC4-N2

Ø4.0



HA-DC4-x

Ø4.5



4/6 lengths

HA-DC4-Wx

Ø5.5



2/4/6 lengths

NOTE: TORQUE to 10 Ncm ONLY.

(where **x** is length)

DIRECT

Healing
Abutments

HA-DC4-N2



HA-DC4



4/6

HA-DC4-W



2/4/6

Impression
Copings

IC-DC4



(pick-up)

ICT-DC4



(transfer)

IC-DC4-W



(pick-up)

ICT-DC4-W



(transfer)

SFT-DC4
(scanning flag)

Titanium

Laboratory
Analogues

LA-DC4



LAD-DC4

(digital
analogue)Prosthetic
ComponentsGC-DC4
(engaging)
GC-NDC4
(non-engaging)

Gold

TC-DC4-1
(engaging)
TC-NDC4-1
(non-engaging)

Titanium

PKC-DC4
(engaging)
PKC-NDC4
(non-engaging)

PEEK*

*Screw torque: 20 Ncm

SIB-DC4-43C1.5
(engaging)
SIB-NDC4-43C1.5
(non-engaging)Ø4.3 platform
1.5 mm collarSIB-DC4-43C3
(engaging)
SIB-NDC4-43C3
(non-engaging)Ø4.3 platform
3 mm collarSIB-DC4-48C3
(engaging)
SIB-NDC4-48C3
(non-engaging)Ø4.8 platform
3 mm collarSIB-DC4-48C5
(engaging)
SIB-NDC4-48C5
(non-engaging)Ø4.8 platform
5 mm collarTIBS-DC4-C1.5
(engaging)

1.5 mm collar

TIBS-DC4-C3
(engaging)

3 mm collar

TIB-DC4
(engaging)
TIB-NDC4
(non-engaging)

0.6 mm collar

TIB-DC4-C1.5
(engaging)
TIB-NDC4-C1.5
(non-engaging)

1.5 mm collar

TIB-DC4-C3
(engaging)
TIB-NDC4-C3
(non-engaging)

3 mm collar

CAB-DC4
(engaging)

ASC-DC4



(packed with screw)

PA-DC4
(engaging)
PA-NDC4
(non-engaging)

(packed with screws)

Retaining
Screws

TS-DC4-16



Titanium

TORQUE
30 Ncm

BS-DC4-16



Brass*

*(Blackened and
for laboratory
use only)

ASC Abutment Screw

TS-DC4-ASC



Titanium

TORQUE
30 Ncm

Passive Abutment Screws

PA-DC4-16T

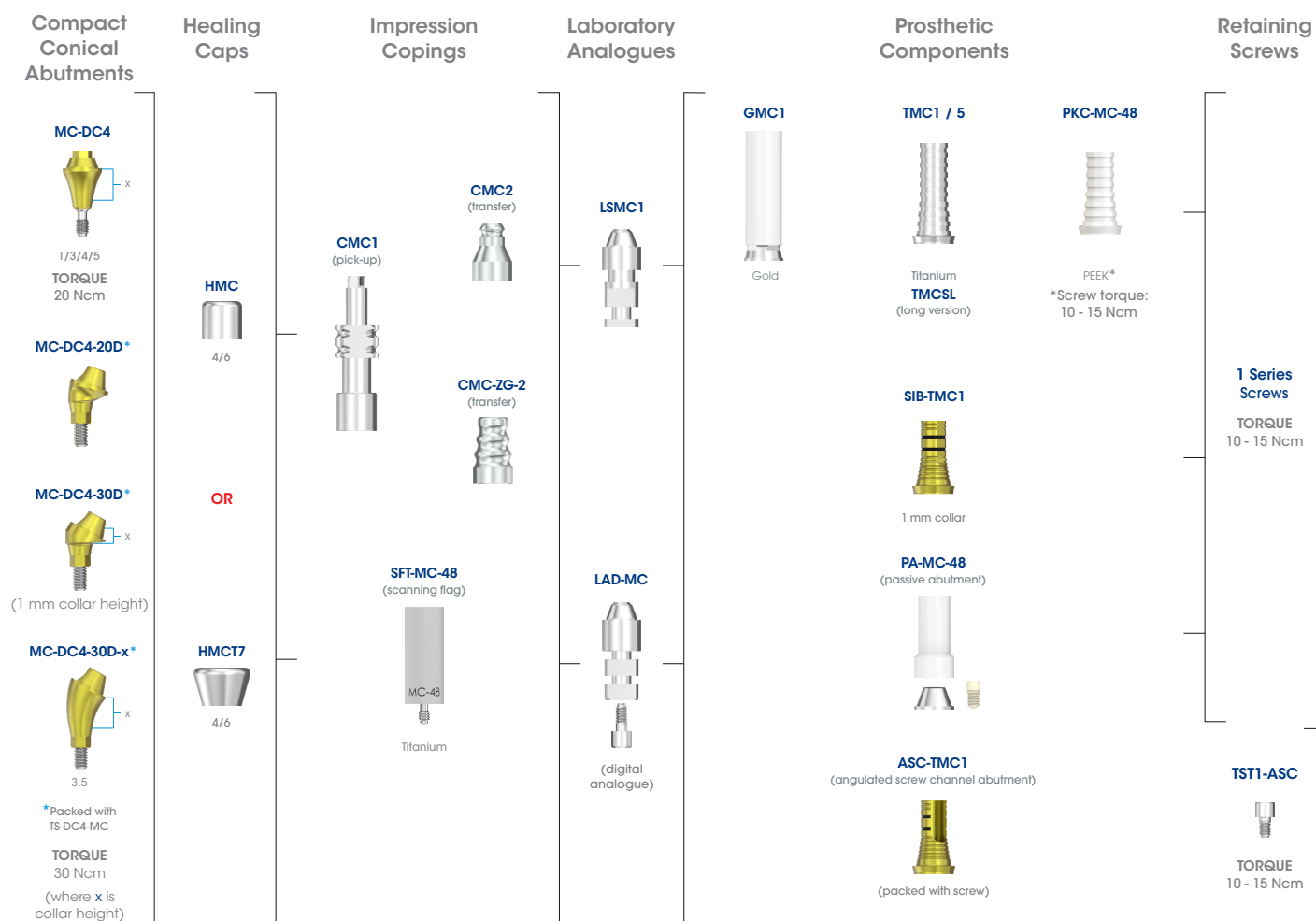
Titanium
TORQUE
30 Ncm

PA-DC4-16B

(anodised blue
and for laboratory
use only)

NOTE: refer to CAT-1189 for Equator overdenture abutments.

INDIRECT



TORQUE TABLE FOR SOUTHERN SCREWS







1.22 Hex Prosthetic screws

Laboratory screws

M1.4  DC3 TORQUE: 20 Ncm Head diameter: 2.10 mm Screw TORQUE with PEEK prosthetics: 15 Ncm TS-DC3-14	M1.6  DC4 TORQUE: 30 Ncm Head diameter: 2.30 mm Screw TORQUE with PEEK prosthetics: 20 Ncm TS-DC4-16	M2  DC5 TORQUE: 32 Ncm Head diameter: 2.35 mm Screw TORQUE with PEEK prosthetics: 20 Ncm TS-DC5-20	M1.4  BS-DC3-14*	M1.6  BS-DC4-16*	M2  TS-DC5-20*
--	--	--	---	---	---

1.22 Hex Passive abutment screws

Laboratory screws

M1.4  DC3 TORQUE: 20 Ncm Head diameter: 2.20 mm PA-DC3-14T	M1.6  DC4 TORQUE: 30 Ncm Head diameter: 2.40 mm PA-DC4-16T	M2  DC5 TORQUE: 32 Ncm Head diameter: 2.80 mm PA-DC5-20T	M1.4  PA-DC3-14B <small>(anodized yellow)</small>	M1.6  PA-DC4-16B <small>(anodized blue)</small>	M2  PA-DC5-20B <small>(anodized purple)</small>
---	---	---	---	---	---

ASC abutment screws

M1.4  DC3 TORQUE: 20 Ncm Head diameter: 2.10 mm TS-DC3-ASC	M1.6  DC4 TORQUE: 30 Ncm Head diameter: 2.30 mm TS-DC4-ASC	M2  DC5 TORQUE: 32 Ncm Head diameter: 2.35 mm TS-DC5-ASC
--	--	--

Compact Conical abutment screws

Digital laboratory analogue screw

M1.4  TORQUE: 20 Ncm Head Diameter: 2.0 mm TS-DC3-MC	M1.6  TORQUE: 30 Ncm Head diameter: 2.0 mm TS-DC4-MC	 TORQUE: Finger tighten Head Diameter: 2.40 mm
---	---	---




NOTE: Compact Conical abutments are supplied with screws, but can be replaced with these screws, when needed.

Packaged with all Digital Analogues.

1 Series screws

Laboratory screw

ASC 1 Series screw

1.22 Hex  TORQUE: 10 - 15 Ncm Head diameter 2.25 mm TSH1 GSH1	1.22 Hex  TORQUE: Finger tighten Head Diameter: 2.40 mm BSH1*	M1.4  TORQUE: 10 - 15 Ncm Head diameter 2.30 mm TST1-ASC Supplied with ASC abutments.
--	--	--

Screw head connections

Screw product codes



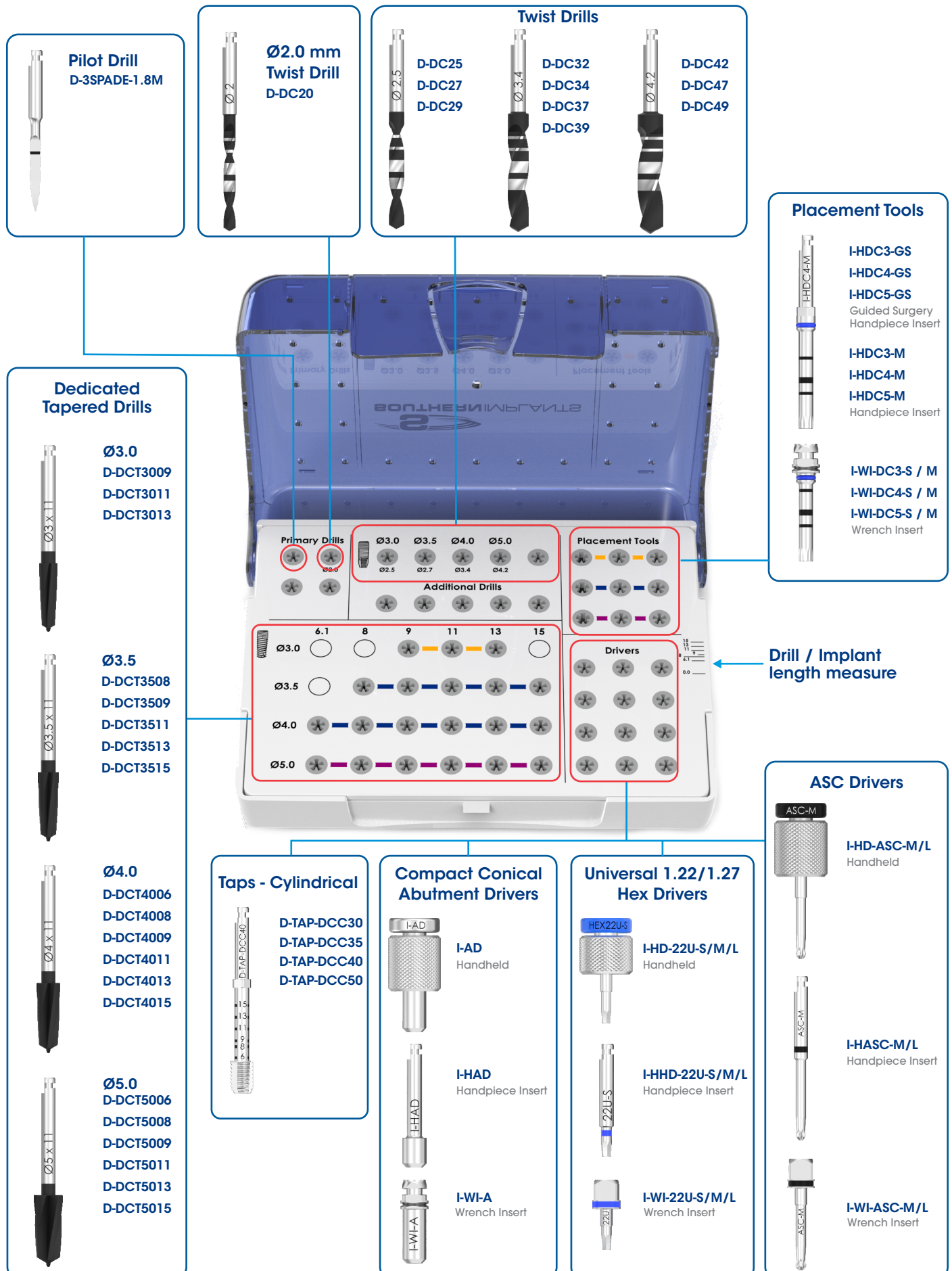
Southern screws are manufactured from different materials.
This is indicated with the first letter of the product code:

T = Titanium
G = Gold
B = Brass

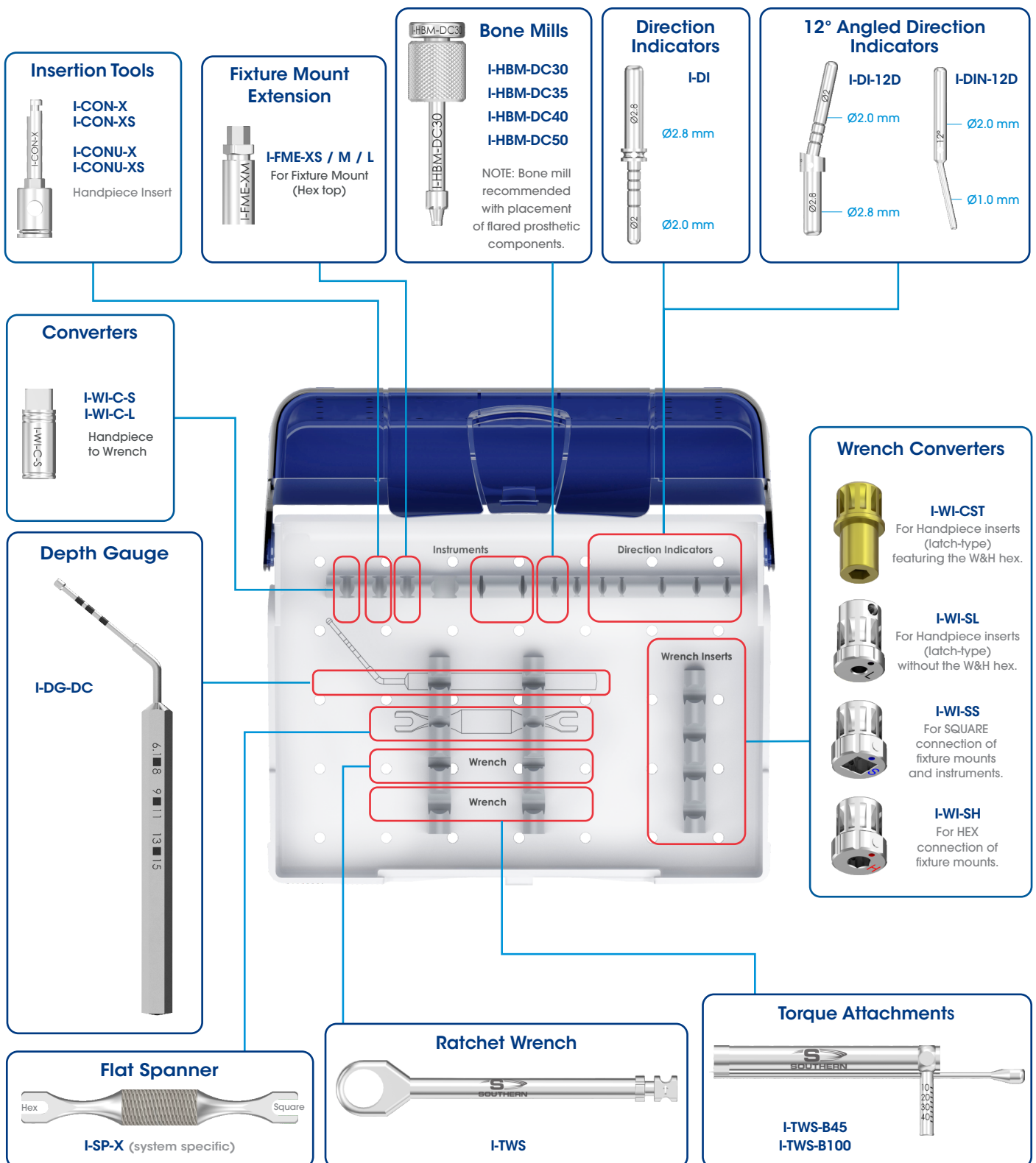
NOTE:

- always ensure that the correct screw is used for the relevant implant and component.
- blackened and for laboratory use only
- universal drivers are compatible with both 1.22 and 1.27 hex screws:
 - I-HD-22U-S/M/L
 - I-HHD-22U-S/M/L
 - I-WI-22U-S/M/L

TOP TRAY



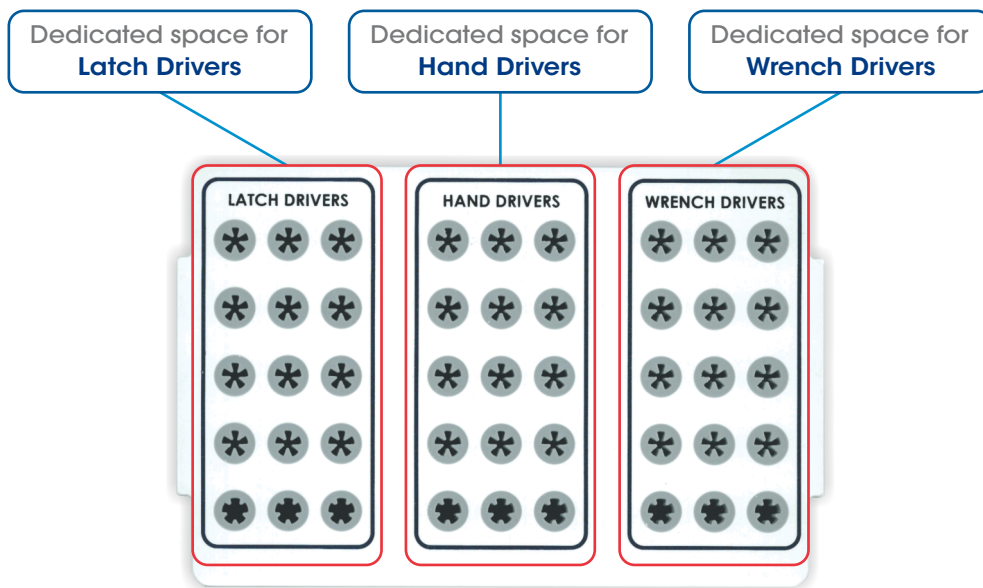
BOTTOM TRAY



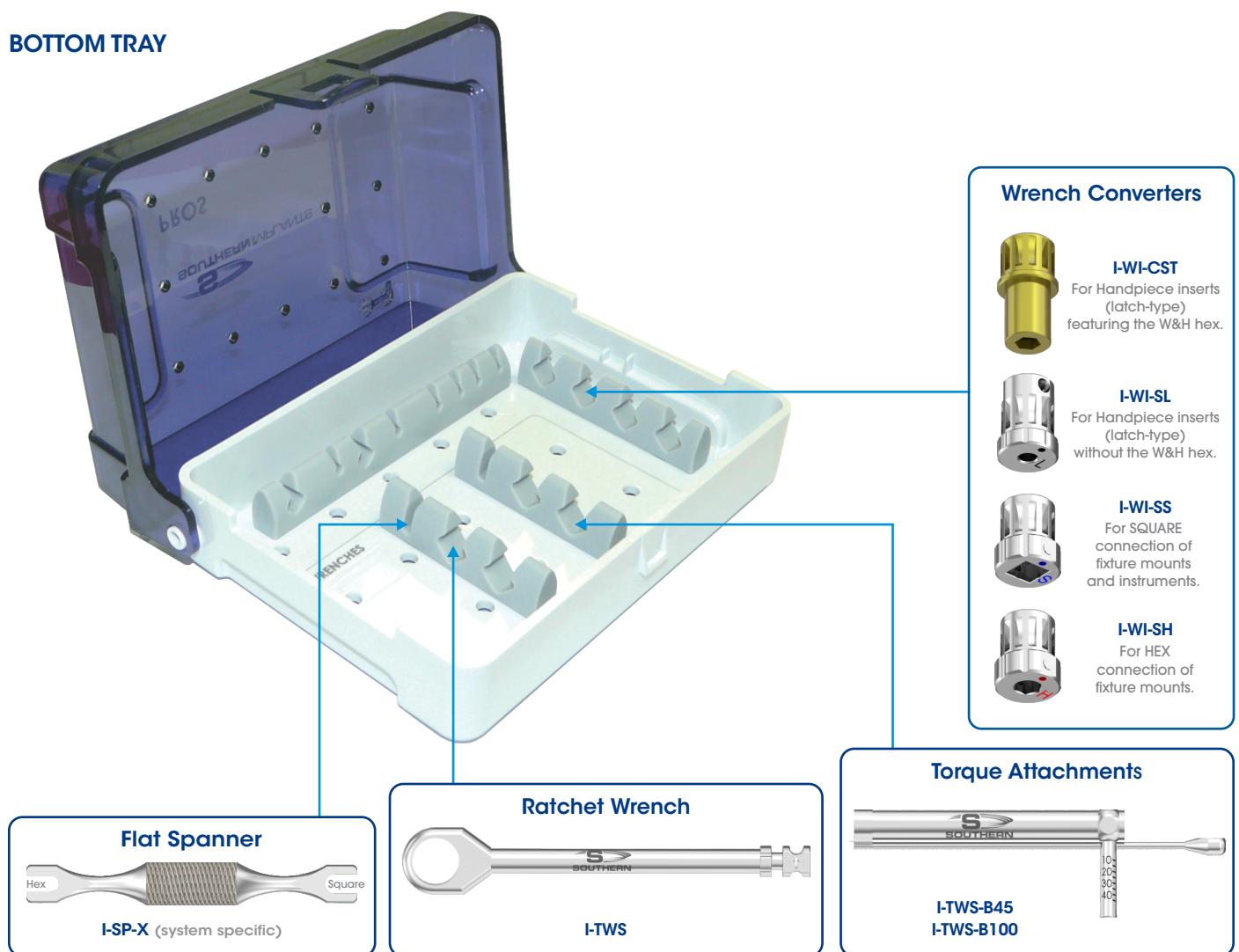
NOTE:

- the surgical kit has an intuitive layout to guide the surgeon through the drill sequence.
- most instruments are available in various lengths.
- all instruments and tooling used during the procedure must be maintained in good condition, cleaned and sterilized prior to use. Please consult the Instructions for Use: Southern Implants® instrument tray and reusable instruments (CAT-8003 and CAT-8070) for guidance concerning the maintenance of instruments and surgical trays. Please consult the corresponding drill Instructions for Use regarding care and maintenance of drills.
- refer to CAT-8021 for more information on bone mills.

TOP TRAY



BOTTOM TRAY

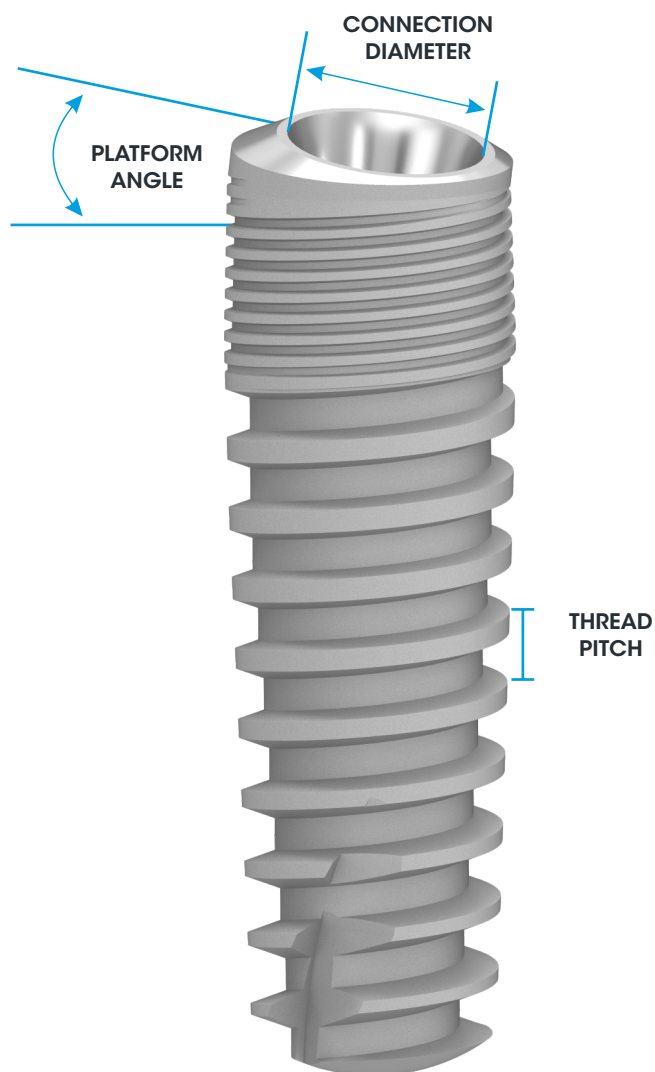
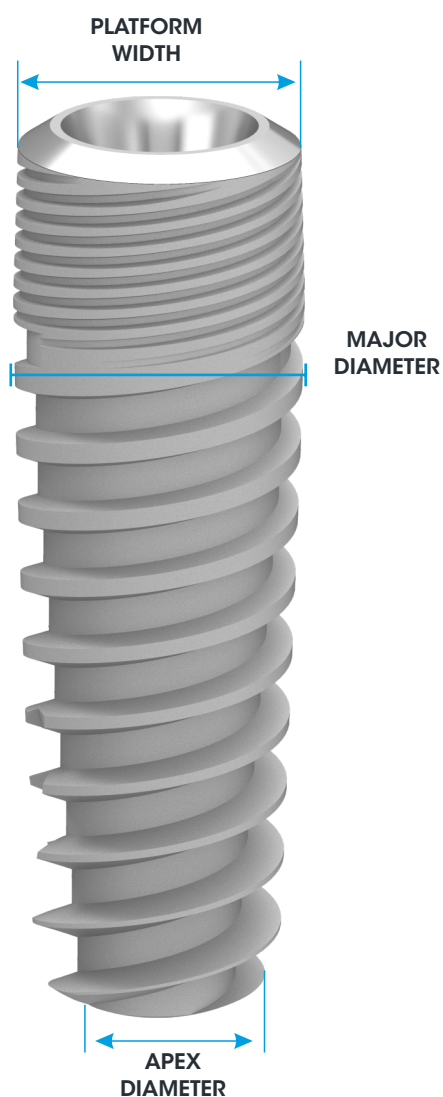


NOTE:

- this instrument tray is to be customised by the user to be suitable for use with the preferred implant system and its surgical or prosthetic items.
- most instruments are available in various lengths.

IMPLANT DIMENSIONS AND INFORMATION

RANGE		MAJOR DIAMETER	PLATFORM WIDTH	PROSTHETICS	CONNECTION DIAMETER	THREAD PITCH	APEX DIAMETER	CYLINDRICAL OR TAPERED	PLATFORM ANGLE	IMPLANT LENGTHS					
										6	8	9	11	13	15
●	DCT30	Ø3.0 mm	3.14	3.02	●	2.30	2.0	2.7	T				✓	✓	✓
●	DCC30	Ø3.0 mm	3.19	3.02	●	2.30	0.6	2.0	C					✓	✓
●	DCT35	Ø3.5 mm	3.64	3.52	●	2.80	2.0	3.08	T			✓	✓	✓	✓
●	DCC35	Ø3.5 mm	3.69	3.52	●	2.80	0.6	2.35	C			✓	✓	✓	✓
●	DCT40	Ø4.0 mm	4.12	4.0	●	2.80	2.0	3.45	T		✓	✓	✓	✓	✓
●	DCC40	Ø4.0 mm	4.17	4.0	●	2.80	0.6	2.9	C		✓	✓	✓	✓	✓
●	DCT50	Ø5.0 mm	5.12	5.0	●	3.83	2.0	4.2	T				✓	✓	✓
●	DCC50	Ø5.0 mm	5.17	5.0	●	3.83	0.6	3.7	C				✓	✓	✓
●	DCR50	Ø5.0 mm	5.12	5.0	● / ●	2.80	2.0	4.2	T		✓	✓			
●	DCT35-12D	Ø3.5 mm	3.64	3.52	●	2.30	1.0	3.08	T	12°		✓	✓	✓	✓
●	DCC35-12D	Ø3.5 mm	3.69	3.52	●	2.30	0.6	2.35	C	12°		✓	✓	✓	✓
●	DCT40-12D	Ø4.0 mm	4.12	4.0	●	2.80	1.0	3.45	T	12°		✓	✓	✓	✓
●	DCC40-12D	Ø4.0 mm	4.17	4.0	●	2.80	0.6	2.9	C	12°		✓	✓	✓	✓
●	DCT50-12D	Ø5.0 mm	5.12	5.0	●	2.80	0.6	4.2	T	12°			✓	✓	✓
●	DCC50-12D	Ø5.0 mm	5.17	5.0	●	2.80	0.6	3.7	C	12°			✓	✓	✓

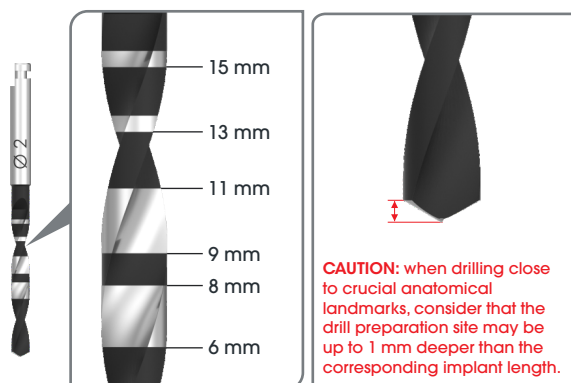


NOTE:

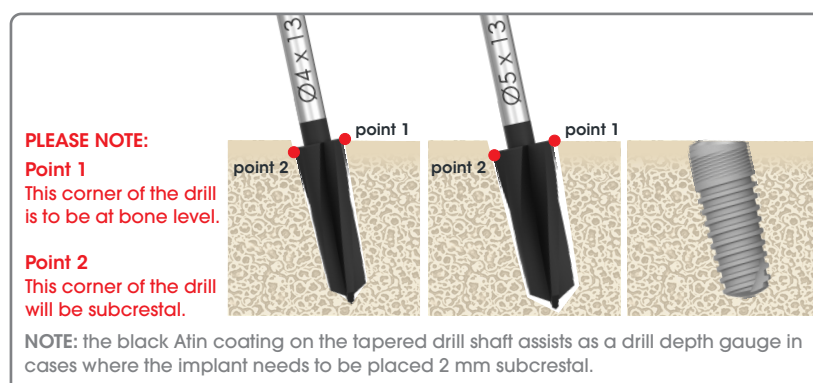
- all dimensions in this catalogue are in mm, unless otherwise specified.
- not all products are cleared for sale in all countries.

DRILL INFORMATION

Twist drill markings



Final tapered drill position for Co-Axis® implants



INSTRUMENTATION

Co-Axis® implants fixture mount colour coding

$\varnothing 3.5$ mm



DCT35XX-12D
DCC35XX-12D

$\varnothing 4.0 / 5.0$ mm

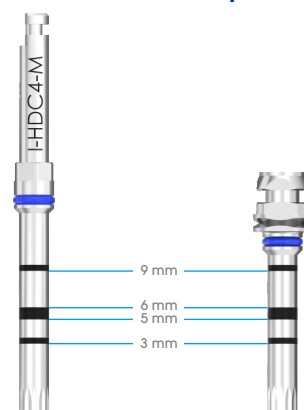


DCT40XX-12D
DCC40XX-12D

DCT50XX-12D
DCC50XX-12D

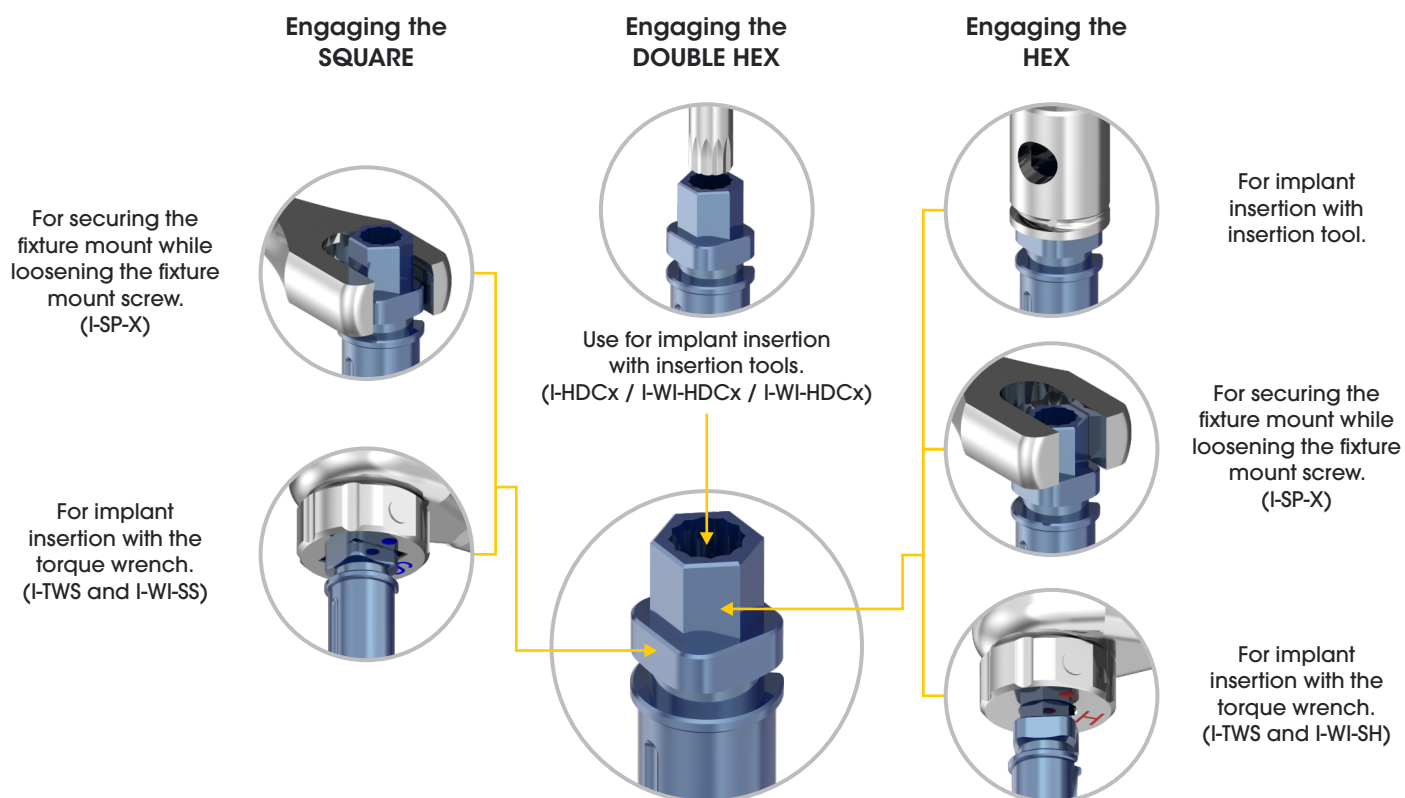
NOTE: fixture mount is colour coded as per prosthetic interface.

Insertion tool depth markings



Laser markings at 3 mm, 5 mm, 6 mm and 9 mm from implant platform.


INSTRUMENTS FOR IMPLANTS PACKAGED WITH A FIXTURE MOUNT



NOTE: for images of instruments illustrated here, refer to instrument tray pages (32 - 34).

DEEP CONICAL IMPLANT FEATURES

Providing a tight implant-abutment seal and superior implant-abutment rigidity.



Deep Conical Connection
Providing a tight implant-abutment seal.



Double Hex Indexing
Providing 12 different prosthetic seating.



Co-Axis® Enabled
Angled prosthetic platform correction.



High Strength Titanium
Enables exceptional fatigue strength functionality.



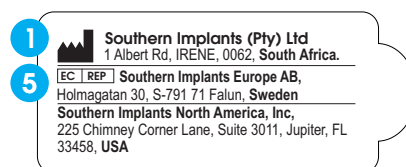
Microthreads
To distribute the load in the critical cortical region.



Built-in Platform Shift
For more optimal aesthetics.

The following symbols are used on packaging labels and they indicate the following:

- 6 **2D Bar coding**
Contains the GTIN, Use by date and LOT number
- 7 **Patient sticker for documentation purposes**
(to be used by health care provider on patient file)
- 8 **R_x Prescription device**
CAUTION: FEDERAL LAW RESTRICTS THE DEVICE TO SALE BY OR ON THE ORDER OF A LICENCED HEALTH CARE PROVIDER.
- 9 **Product description**
(translated as per international standards)



For more information on
Instructions for Use of our products,
please scan the below,



or visit our website
southernimplants.com/ifu

Ø3.0
Ø3.5 / Ø4.0
Ø5.0
Ø5.0 Platform Matched

For more information scan the below



to contact your Southern Implants Representative
or visit southernimplants.com



South Africa – Headquarters 1 Albert Road, Irene, RSA
T: +27-12-667-1046 | E: info@southernimplants.com

EC REP

Southern Implants Europe AB Holmgatan 30, S-791 71, Falun, Sweden
E: ecrep@southernimplants.com

Subsidiaries

Australia

Southern Implants Australia

T: +61-2-8076-9337

E: info@southernimplants.com.au

Spain and Portugal

Southern Implants Ibérica

T: +34 935 053 507

E: info@southernimplants.es

United Kingdom and Ireland

Southern Implants UK

T: +44-20-8899-6845 / 6 / 7

E: info@southernimplants.co.uk

USA and Canada

Southern Implants North America Inc.

T: +1-561-472-0990

E: customercare@southernimplants.com

Southern Implants® are distributed world-wide, please visit southernimplants.com for a list of Distributors.

For the latest and full assortment of Southern Implant® products, visit our current resources library at southernimplants.com.